

F1000Research_2019,_81466_Last_updated_21_OCT_2019.pdf

by

Submission date: 14-Oct-2022 09:09AM (UTC+0800)

Submission ID: 1924796027

File name: F1000Research_2019,_81466_Last_updated_21_OCT_2019.pdf (791.17K)

Word count: 9594

Character count: 45850



RESEARCH ARTICLE

Growth performance and survival rate of *Portunus pelagicus* (Linnaeus, 1758) broodstock females fed varying doses of amaranth extracts [version 1; peer review: 2 approved with reservations]

Efrizal Efrizal ¹, Zuhri Syam ¹, Rusnam Rusnam ², Suryati Suryati ³

¹Department of Biology, Faculty of Math and Science, Andalas University, Padang, West Sumatra, 25163, Indonesia

²Agricultural Engineering, Faculty of Agriculture, Andalas University, Padang, West Sumatra, 25163, Indonesia

³Faculty of Pharmacy, Andalas University, Padang, West Sumatra, 25163, Indonesia

v1 First published: 19 Aug 2019, 8:1466 (<https://doi.org/10.12688/f1000research.20029.1>)

Latest published: 19 Aug 2019, 8:1466 (<https://doi.org/10.12688/f1000research.20029.1>)

Abstract

Background: Formulated diets made from food waste enriched with amaranth extract largely determine the level of softshell crab production. The study was carried out to analyze the growth performance and survival rate of blue swimming crab *Portunus pelagicus* (Linnaeus, 1758) broodstock females fed formulated diets with different doses of amaranth extracts.

Methods: The female crab samples were collected from the coastal region of Padang, West Sumatra. The method used in this study was a completely randomized design, with four treatments and five replications of amaranth extract-enriched diets (0, 250, 500, and 750 ng/g crab).

Results: The results show that the enrichment of the formulated diet with amaranth extracts significantly affected ($P < 0.05$) the absolute weight gain (AWG), carapace length (ACL), and carapace width (ACW).

Conclusions: A quadratic relationship existed between the amaranth extract dose in the formulated diet and the AWG, ACL and ACW.

Keywords

Blue swimming crab, broodstock, formulated diets, growth performance, amaranth extracts

Open Peer Review

Reviewer Status ? ?

	Invited Reviewers	
	1	2
version 1 published 19 Aug 2019	? report	? report

- 1 Rudy Agung Nugroho ¹, Mulawarman University, Samarinda, Indonesia
- 2 Jirawat Saetan, Prince of Songkla University, Songkhla, Thailand

Any reports and responses or comments on the article can be found at the end of the article.

Corresponding author: Efrizal Efrizal (efrizal@sci.unand.ac.id)

Author roles: **Efrizal E:** Conceptualization, Data Curation, Formal Analysis, Funding Acquisition, Investigation, Methodology, Supervision, Validation, Visualization, Writing – Original Draft Preparation, Writing – Review & Editing; **Syam Z:** Data Curation, Formal Analysis, Supervision, Validation; **Rusnam R:** Data Curation, Formal Analysis, Supervision, Validation; **Suryati S:** Data Curation, Formal Analysis, Supervision, Validation

Competing interests: No competing interests were disclosed.

Grant information: This study was supported by a research grant from the Faculty of Math and Science, Andalas University (No. 17/UN.16.03.D/PP/FMIPA/2019) and "Percepatan Guru Besar" from the Research and Community Service Institution, Andalas University (No. T/49/UN.16.17/PP.OK-KRP2GB/LPPM/2019).

The funders had no role in study design, data collection and analysis, decision to publish, or preparation of the manuscript.

Copyright: © 2019 Efrizal E *et al.* This is an open access article distributed under the terms of the [Creative Commons Attribution License](#), which permits unrestricted use, distribution, and reproduction in any medium, provided the original work is properly cited.

How to cite this article: Efrizal E, Syam Z, Rusnam R and Suryati S. **Growth performance and survival rate of *Portunus pelagicus* (Linnaeus, 1758) broodstock females fed varying doses of amaranth extracts [version 1; peer review: 2 approved with reservations]** F1000Research 2019, 8:1466 (<https://doi.org/10.12688/f1000research.20029.1>)

First published: 19 Aug 2019, 8:1466 (<https://doi.org/10.12688/f1000research.20029.1>)

Introduction

The waters of the province of West Sumatra provide a water marine area that includes the Indonesian Exclusive Economic Zone, which encompasses approximately 186,580 km², with a long coastline of 2420.387 km, and provides habitat for many biological natural resources¹. This marine area, when used wisely, from planning to the administration, implementation, and supervision, will support the welfare of people along the coast in general and the coast of Indonesia in particular. The crab (*Portunus pelagicus*) belongs to the Portunidae family, is a marine biota resource. It has great potential to become an important fishery export commodity²⁻⁶, since in recent years, domestic and international demand has increased from year to year^{7,8}. According to data from the last ten years for the period 1993–2002, the export volume of crabs increased by an average of 16.72% per year, from 6,081 tons in 1993 to 11,246 tons in 2002¹, whereas in the period 2007–2009 reports on the Indonesian market share of crab decreased from 17.6% to 16.3%⁹. The intensive harvest of crabs could cause a decline in natural populations of crabs¹⁰. Because little control exists in crab harvesting, populations of crabs are rare in Indonesian waters¹¹. Until now the demand for crabs, for domestic consumption and for export, has still relied on the catch from the sea, so this concern will affect the crab population in nature¹².

An increase in *P. pelagicus* production can be achieved in an intensive aquaculture system. Aquaculture is one of the ways to address the threat of crab population decline from overexploitation¹³⁻¹⁶. The business of crab farming is still in its early phase in Indonesia and in many countries in the world¹⁷. Some researchers have reported that a low growth performance and the survival rate remain as problems in culture of the blue swimming crab¹⁷, which is caused by various factors, such as disease¹⁸⁻²⁰, molting syndrome²¹, cannibalism²², and feed^{3,7,8}. Feed is the main component needed by the crab to survive and grow. The completeness of nutrients in the feed is absolutely necessary to ensure the normal growth of the crabs. Nutritional requirements for crab growth, including proteins, fats, carbohydrates, vitamins, and minerals, differ by crab type and size^{3,8,23}, with advantages being provided from formulated feeds over the live feeds (fresh feed)²⁴.

One important breakthrough in the cultivation of softshell crabs, which has been developed by Fujaya²⁵, is the discovery of a molting stimulant derived from amaranth plant extract (*Amaranthacea tricolor*) called vitomolt. Amaranth extract containing ecdysteroids and application through injection proved to accelerate molting and did not cause death in the crabs; furthermore, the growth of crabs that received the application of amaranth extract was greater than that of the crabs that did not. Based on the description given above, an in-depth assessment of the effects of the feeding of amaranth extracts in varying doses on the quality of formulated diets for growth performance and survival rate of *P. pelagicus* (Linnaeus, 1758) was needed. Therefore, this study was conducted.

Methods

The study was conducted from January until June 2019 at Balai Benih Ikan Pantai (BBIP) Teluk Buo, Balai Benih Ikan (BBI)

Bungus, in the city of Padang and at the Laboratory of Animal Physiology Department of Biology, Padang, West Sumatra.

Ethical considerations

In recent years, the production of crabs has decreased both in number and size. While Blue Swimming crab (*Portunus pelagicus*) is classified as vulnerable to endangered in the Indonesian marine waters, the Government of the Republic of Indonesia does not require licenses to be obtained to capture and rear this species (Regulation of the Minister of Environment and Forestry of the Republic of Indonesia No: P.92/MENLHK/SETJEN/KUM.1/8/2018; <https://www.jalaksuren.net/wp-content/uploads/2018/10/Permen-LHK-P.92-2018.pdf>), hence no licenses are applicable to this study. No animals suffered as a result of the activities of this study. *P. pelagicus* was transported to the hatchery for rearing and at the end of the experiment *P. pelagicus* remained in good condition.

Crab collection and husbandry

In total 70 female crab samples were collected on January 2019; 20 were females at stage II of ovarian maturity, which were selected for this study². The female crab samples were collected from the coastal region of Padang (100° 22' 12" BT, 1° 0' 54" LS dan 100° 25' 58,8" BT, 1° 4' 4" LS), West Sumatra, and the crabs were placed randomly in four concrete tanks (200 cm × 100 cm × 100 cm), each divided into five units, i.e., plastic box (45.5 cm × 32.5 cm × 16.5 cm), where the crabs were held at a maximum density of one crab per box. Tanks were provided with approximately a 15-cm-thick layer of sand for substrate and with adequate aeration^{2,7,8,26-28}. The crabs were maintained in monitored water with a water depth of 25 to 30 cm, salinity of 30 to 32 ppt, pH 7.77 to 7.96, temperature 26 to 27°C, and dissolved oxygen (DO) 7.00 to 7.30 ppm. Each crab was provided with a shelter made of PVC pipe, 13 cm in diameter and 40 cm in length, to serve as a refuge during molting. Dietary Vitamin E was fed daily at 3% biomass (17.00 to 18.00 hours), and uneaten food was removed every morning.

Feed intervention

The method used in this study was a completely randomized design (CRD) with four treatments and five replications of amaranth extract-enriched diets, with treatments as follows: Fdiet 1, formulated diet without amaranth extract 0 ng/g crab; Fdiet 2, formulated diet enriched with amaranth extract at 250 ng/g crab; Fdiet 3, formulated diet enriched with amaranth extract at 500 ng/g crab; and Fdiet 4, formulated diet enriched with amaranth extract at 750 ng/g crab. The formulated diet^{3,7,29} was a modified formulation of one used for the broodstock of mud crab *Scylla serrata*¹⁶. Amaranth extract was dissolved in 80% ethanol in a ratio of 1:1 and then homogenized. Then, the 80% ethanol solution was added at a rate of 20 mL/kg of feed by even spraying of the solution onto the test feed, and the feed was then left to dry. The test feed was stored until it was ready for use³⁰.

Prior to receiving artificial feed, the broodstock was first given a natural feed (fresh bivalve molluska + sardinella fish; 1:1) and gradually acclimatized with artificial feed for 10 days. Feed was given at a dose of 8–10% of biomass per day for

natural feed and 3–4% for artificial feed. The feed was given three times a day at 08.00, 13.00 and 17.00, with a percentage of 40% in the morning and the remainder being divided into two periods: the afternoon and evening. The remaining food was discarded every morning, and the amount of food was adjusted to the weight of the crab mother at the time of observation. The number of dead crabs were observed and recorded daily.

Variables assessed

Measured parameters (absolute weight gain, absolute carapace length, absolute carapace width and survival rate) and water quality refer to Efrizal *et al.*⁷. The absolute weight gain was calculated as follows: $AWG = WG_f - WG_o$, where AWG is weight gain (g), WG_f is the weight of the crab at the end of experiment (g), and WG_o is the weight of crab at the start of experiment (g). The absolute carapace length was calculated as follows: $ACL = CL_f - CL_o$, where ACL is carapace length gain (mm), CL_f is the carapace length of the crab at the end of experiment (mm), and CL_o is the carapace length of crab at the start of experiment (mm). The absolute carapace width was calculated as follows: $ACW = CW_f - CW_o$, where ACW is carapace width gain (mm), CW_f is the carapace width of the crab at the end of experiment (mm), and CW_o is the carapace width of crab at the start of experiment (mm). The carapace length, carapace width, and survival rates were measured as described previously^{2,3,31}. Weights were measured to 0.01 g on the electronic balances (BL3200H-SHIMADZU).

The water quality parameters that were monitored daily were temperature (°C), salinity (ppt), pH, and water depth (cm) while dissolved oxygen (ppm) and CO₂ (ppm) thrice weekly using a maximum-minimum thermometer, hand-held Atago refractometer model 8808, Thermo Orion Benctop pH meter models 410 A plus, weighted line, YSI oxygen meter model 57, and APHA³², respectively.

Statistical analysis

The data for growth performance (absolute weight gain, absolute carapace length, and absolute carapace width) and survival rate⁷ were analyzed using one-way ANOVA and Duncan's Multiple Range test to compare the differences among the means of the different treatments³³ were performed using SPSS software (version 19.0 for Windows; SPSS Inc., Chicago, IL. Arcsine transformation was performed before the data, in percentages, was analyzed.

Results

Absolute weight gain

The growth measure of absolute weight is a measure of the weight difference observed in a female crab for a certain time when weighed at the beginning and end of the period. The observation of the average weight and absolute weight gain in the female parent crab *P. pelagicus* (Linnaeus, 1758) with different dietary treatments presented in Table 1. Table 1 shows that the growth tends to increase the absolute weight of the maintenance period for 0 to 40 days. From the weighing results (Table 1), the highest absolute value of the average weight

obtained in the administration was achieved with Fdiet 3 (55.03 g), followed by Fdiet 4 (18.05 g), Fdiet 1 (2.49 g), and Fdiet 2 (42.49 g); analysis of variance showed significant differences ($P < 0.05$). Duncan's test showed further significant differences ($P < 0.05$), which can be observed between the treatments Fdiet 3 and Fdiet 1 and between Fdiet 3 and Fdiet 4, whereas no significant differences ($P > 0.05$) were observed between Fdiet 3 and Fdiet 2, and between Fdiet 1 and Fdiet 4. The relationship between the amaranth-extract doses in the formulated diet and the absolute weight gain is presented in Figure 1. The regression equation is $AWG = -0.0002DAE + 0.1274DAE + 29.816$ ($R^2 = 0.4155$; $P < 0.05$).

Absolute carapace length

Absolute carapace length is calculated from the difference in the size of the parent crab carapace length achieved within a certain time, when the carapace length is measured at the beginning and end of the period. Treatment with the different diets caused relatively large changes in the growth of the absolute carapace length during the maintenance period for the 40 days, ranging from 1.22 to 7.09 mm (Table 2), with analysis of variance showing significant differences ($P < 0.05$). Based on the data in Table 2, the accretion of the greatest absolute carapace length was obtained with the treatment Fdiet 3 (7.09 mm) in comparison with the treatment Fdiet 4 (1.22 mm), Fdiet 1 (3.60 mm) and Fdiet 2 (4.61 mm). Similarly, the results of a further test for significant differences ($P < 0.05$) with Duncan's Test showing that treatment Fdiet 3 differs from Fdiet 4, whereas the treatment Fdiet 3 does differ significantly from Fdiet 1 and Fdiet 2 ($P < 0.05$), and Fdiet 4 is not significantly different from Fdiet 1 and Fdiet 2 ($P > 0.05$). The relationship between the dose of the amaranth extracts in the formulated diet and absolute carapace length (mm) of the blue swimming crab *P. pelagicus* (Linnaeus, 1758) female broodstock was quadratic ($ACL = -2 \times 10^{-5}DAE^2 + 0.0166DAE + 3.1695$; $R^2 = 0.2212$; $P < 0.05$; Figure 2).

Absolute carapace width

The growth of the absolute carapace width is also calculated from the difference in the size of the parent crab carapace width achieved in a specific time, when the carapace width is measured at the beginning and end of the period. From the measurement results (Table 3), artificial feeding at Fdiet 3, a dose of 500 ng of amaranth extracts/g crab provides relatively high added value to the mean carapace width (13.14 mm) compared to artificial feeding at Fdiet 1, an amaranth extract dose of 0 ng/g crab (6.25 mm); Fdiet 2, 250 ng/g crab (8.98 mm); and Fdiet 3, 750 ng/g crab (1.92 mm) with analysis of variance showing a significant difference ($P < 0.05$). Similarly, Duncan's test results showed significant differences ($P < 0.05$), as seen between the treatment Fdiet 3 with Fdiet 1 and Fdiet 4, whereas the treatment Fdiet 2 with Fdiet 3 and the treatment Fdiet 1 with Fdiet 4 did not show significant differences ($P > 0.05$). The relationship between the amaranth-extract dose in the formulated diet and absolute carapace width was found to be quadratic ($ACW = -5 \times 10^{-5} DAE^2 - 0.0349DAE + 5.502$; $R^2 = 0.1724$; $P > 0.05$; Figure 3).

Table 1. Average weight (g) and absolute weight gain (g) of blue swimming crab *P. pelagicus* (Linnaeus, 1758) female broodstock fed a formulated diet containing amaranth extracts at different doses.

Treatment	Replications	Weight (g)					AWG (g)
		0 days	10 days	20 days	30 days	40 days	
	1	120.89	122.95	159.77	161.22	170.52	49.63
	2	119.10	120.35	154.25	155.95	166.05	46.95
Fdiet 1	3	227.85	228.90	231.82	233.02	234.15	6.30
	4	200.83	201.94	205.09	206.89	216.35	15.52
	5	125.77	126.84	156.57	158.13	169.83	44.06
	Total	794.44	800.98	907.50	915.21	956.90	162.46
	Average	158.89	160.20	181.50	183.04	191.38	32.49
	SE	25.79	25.68	17.54	17.50	15.80	10.03
	1	144.91	146.34	185.12	186.97	197.38	52.47
	2	243.69	244.99	250.99	252.55	264.03	20.34
Fdiet 2	3	136.22	137.65	172.62	174.52	185.08	48.86
	4	149.64	150.85	156.2	191.75	193.48	43.84
	5	121.88	123.21	153.43	155.21	166.41	44.53
	Total	796.34	803.04	918.36	961.00	1006.38	210.04
	Average	159.27	160.61	183.67	192.20	201.28	42.01
	SE	24.18	24.17	19.88	18.29	18.53	6.30
	1	133.55	134.87	169.53	171.48	187.13	53.58
	2	119.13	120.49	157.88	159.98	174.76	55.63
Fdiet 3	3	116.38	117.88	157.1	158.95	175.45	59.07
	4	176.4	177.98	217.9	219.74	234.54	58.14
	5	249.5	250.87	260.65	296.35	298.24	48.74
	Total	794.96	802.09	963.06	1006.5	1070.12	275.16
	Average	158.99	160.42	192.61	201.30	214.02	55.03
	SE	28.00	28.00	22.73	29.33	26.54	2.06
	1	116.46	116.99	129.51	160.21	161.61	45.15
	2	185.09	185.95	189.23	190.63	207.78	22.69
Fdiet 4	3	127.5	128.64	132.75	134.1	135.35	7.85
	4	117.37	117.37	120.15	122.01	123.51	6.14
	5	251.84	252.87	256.77	258.66	260.27	8.43
	Total	798.26	801.82	828.41	865.61	888.52	90.26
	Average	159.65	160.36	165.68	173.12	177.70	18.05
	SE	29.40	29.53	28.85	27.30	28.19	8.27

Values are means \pm standard errors (SE). AWG, absolute weight gain; Fdiet 1, formulated diet without amaranth extract 0 ng/g crab; Fdiet 2, formulated diet enriched with amaranth extract 250 ng/g crab; Fdiet 3, formulated diet enriched with amaranth extract 500 ng/g crab; and Fdiet 4, formulated diet enriched with amaranth extract 750 ng/g crab.

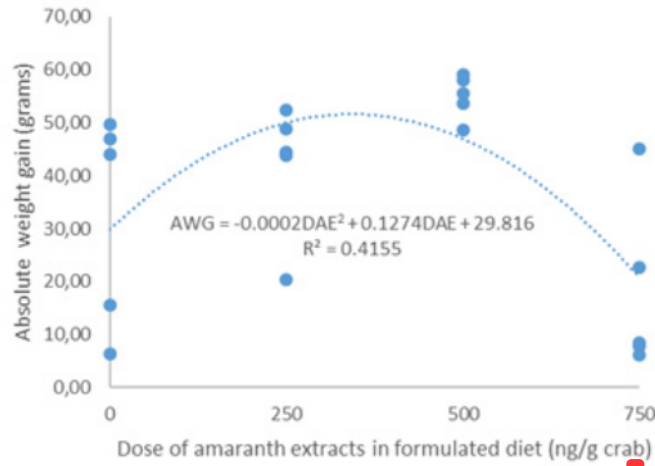


Figure 1. The relationship between the dose of amaranth extracts (DAE) in a formulated diet and the absolute weight gain (g) of blue swimming crab *P. pelagicus* (Linnaeus, 1758) female broodstock.

Table 2. Average carapace length (mm) and absolute carapace length (mm) of blue swimming crab *P. pelagicus* (Linnaeus, 1758) female broodstock fed a formulated diet with amaranth extracts at different doses.

Treatment	Replications	carapace length (mm)					ACL (mm)
		0 days	10 days	20 days	30 days	40 days	
Fdiet 1	1	53.86	53.86	59.97	59.97	59.97	6.11
	2	53.40	53.40	59.28	59.28	59.28	5.88
	3	64.68	64.68	64.68	64.68	64.68	0.00
	4	59.03	59.03	59.03	59.03	59.03	0.00
	5	54.28	54.28	60.28	60.28	60.28	6.00
	Total		285.25	285.25	303.24	303.24	303.24
	Avarage	57.05	57.05	60.65	60.65	60.65	3.60
	SE	2.41	2.41	1.15	1.15	1.15	1.64
Fdiet 2	1	55.19	55.19	62.17	62.17	62.17	6.98
	2	64.95	64.95	64.95	64.95	64.95	0.00
	3	52.17	52.17	58.87	58.87	58.87	6.70
	4	59.08	59.08	59.08	65.18	65.18	6.10
	5	54.88	54.88	58.17	58.17	58.17	3.29
	Total		286.27	286.27	303.24	309.34	309.34
	Avarage	57.25	57.25	60.65	61.87	61.87	4.61
	SE	2.48	2.48	1.43	1.64	1.64	1.48
Fdiet 3	1	52.18	52.18	59.36	59.36	59.36	7.18
	2	53.63	53.63	60.44	60.44	60.44	6.81
	3	51.88	51.88	58.8	58.8	58.8	6.92
	4	59.04	59.04	66.46	66.46	66.46	7.42
	5	65.18	65.18	65.18	72.28	72.28	7.10
	Total		281.91	281.91	310.24	317.34	317.34
	Avarage	56.38	56.38	62.05	63.47	63.47	7.09
	SE	2.85	2.85	1.76	2.90	2.90	0.12

Treatment	Replications	carapace length (mm)					ACL (mm)
		0 days	10 days	20 days	30 days	40 days	
	1	52.10	52.10	52.10	58.21	58.21	6.11
	2	61.29	61.29	61.29	61.29	61.29	0.00
Fdiet 4	3	51.91	51.91	51.91	51.91	51.91	0.00
	4	51.77	51.77	51.77	51.77	51.77	0.00
	5	64.95	64.95	64.95	64.95	64.95	0.00
	Total	282.02	282.02	282.02	288.13	288.13	6.11
	Avarage	56.40	56.40	56.40	57.63	57.63	1.22
	SE	3.13	3.13	3.13	2.90	2.90	1.37

Values are means \pm standard errors (SE). ACL, absolute carapace length; Fdiet 1, formulated diet without amaranth extract 0 ng/g crab; Fdiet 2, formulated diet enriched with amaranth extract 250 ng/g crab; Fdiet 3, formulated diet enriched with amaranth extract 500 ng/g crab; and Fdiet 4, formulated diet enriched with amaranth extract 750 ng/g crab.

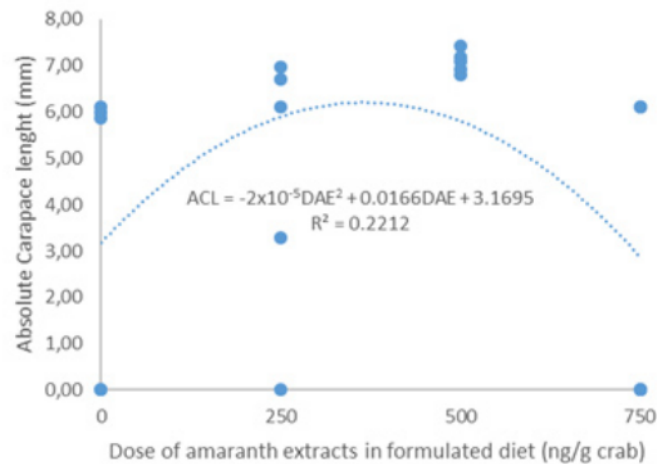


Figure 2. The relationship between the dose of amaranth extracts (DAE) in a formulated diet and the absolute carapace length (mm) of blue swimming crab *P. pelagicus* (Linnaeus, 1758) female broodstock.

Survival rate

The results show that the different dietary treatments for the female parent crabs during the maintenance period of 40 days in controlled cultivation containers provided a high survival rate (100%) for all treatments (Table 4). The high survival rate value is due to the maintenance in a controlled container cultivation, where no deaths occurred in the female parent crabs. This happens because the water quality (physical and chemical factors) during the study remained in the range conducive for crabs (Table 5).

Discussion

The growth responses of the crab to the four formulated diets with amaranth extract occurred because of the varied composition of

the raw materials used in formulations. Our results demonstrate that the different nutrient levels in the feed, which are especially caused by the levels of amaranth extract. The blue swimming crab needs to maintain the existence of life and its growth, and it will grow well if the available feed contains all the nutrients needed at optimal levels. According to Gutierrez-Yurrita and Montes³⁴, the nutrient composition of essential feed will determine the growth and efficiency of the organisms being fed.

In this experiment (Table 1), the formulated diet that included a dose of amaranth extract influenced the physiological processes of the experimental crab known as absolute weight gain. The highest weight gain was shown by the test crabs receiving the Fdiet 3 treatment (55.03 ± 2.06 g) compared to other feed

Table 3. Average carapace width (mm) and absolute carapace width (mm) of blue swimming crab *P. pelagicus* (Linnaeus, 1758) female broodstock fed a formulated diet with amaranth extracts at different doses.

Treatment	Replications	Carapace width (mm)					ACW (mm)
		0 days	10 days	20 days	30 days	40 days	
	1	117.65	117.65	129.20	129.20	129.20	11.55
	2	116.79	116.79	126.92	126.92	126.92	10.13
Fdiet 1	3	139.54	139.54	139.54	139.54	139.54	0.00
	4	135.11	135.11	135.11	135.11	135.11	0.00
	5	109.65	109.65	119.2	119.20	119.20	9.55
	Total	618.74	618.74	649.97	649.97	649.97	31.23
	Average	123.75	123.75	129.99	129.99	129.99	6.25
	SE	6.44	6.44	3.90	3.90	3.90	2.87
	1	119.77	119.77	132.07	132.07	132.07	12.30
	2	140.5	140.5	140.5	140.5	140.5	0.00
Fdiet 2	3	117.4	117.4	128.28	128.28	128.28	10.88
	4	120.52	120.52	120.52	131.12	131.12	10.60
	5	117.89	117.89	129.02	129.02	129.02	11.13
	Total	616.08	616.08	650.39	660.99	660.99	44.91
	Average	123.22	123.22	130.08	132.20	132.20	8.98
	SE	4.87	4.87	3.61	2.44	2.44	2.53
	1	116.11	116.11	131.31	131.31	131.31	15.20
	2	116.84	116.84	130.24	130.24	130.24	13.40
Fdiet 3	3	111.92	111.92	123.87	123.87	123.87	11.95
	4	125.5	125.5	138.5	138.5	138.5	13.00
	5	138.87	138.87	138.87	151.02	151.02	12.15
	Total	609.24	609.24	662.79	674.94	674.94	65.70
	Average	121.85	121.85	132.56	134.99	134.99	13.14
	SE	5.36	5.36	3.14	5.18	5.18	0.65
	1	114.58	114.58	114.58	124.18	124.18	9.60
	2	132.79	132.79	132.79	132.79	132.79	0.00
Fdiet 4	3	106.45	106.45	106.45	106.45	106.45	0.00
	4	111.88	111.88	111.88	111.88	111.88	0.00
	5	140.78	140.78	140.78	140.78	140.78	0.00
	Total	606.48	606.48	606.48	616.08	616.08	9.60
	Average	121.30	121.30	121.30	123.22	123.22	1.92
	SE	7.36	7.36	7.36	7.12	7.12	2.15

Values are means \pm standard errors (SE). ACW, absolute carapace width; Fdiet 1, formulated diet without amaranth extract 0 ng/g crab; Fdiet 2, formulated diet enriched with amaranth extract 250 ng/g crab; Fdiet 3, formulated diet enriched with amaranth extract 500 ng/g crab; and Fdiet 4, formulated diet enriched with amaranth extract 750 ng/g crab.

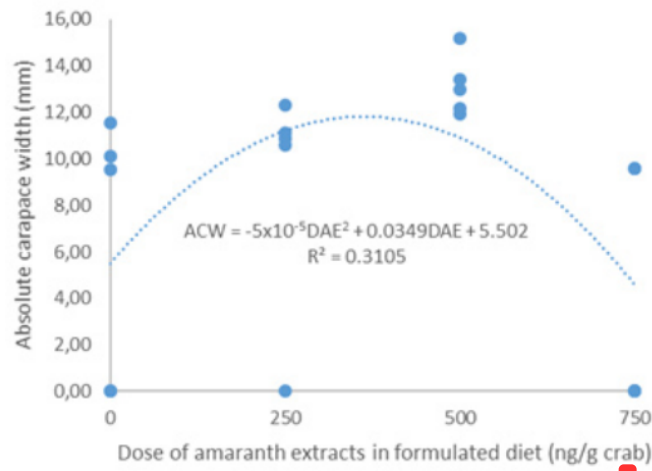


Figure 3. The relationship between the dose of amaranth extracts (DAE) in a formulated diet and the absolute carapace width (mm) of blue swimming crab *P. pelagicus* (Linnaeus, 1758) female broodstock.

Table 4. Percentage of average survival rate (%) of blue swimming crab *P. pelagicus* (Linnaeus, 1758) female broodstock fed a formulated diet with amaranth extracts at different doses.

Treatment	Replications	Weight (g)					H (%)
		0 days	10 days	20 days	30 days	40 days	
	1	1.00	1.00	1.00	1.00	1.00	100
	2	1.00	1.00	1.00	1.00	1.00	100
Fdiet 1	3	1.00	1.00	1.00	1.00	1.00	100
	4	1.00	1.00	1.00	1.00	1.00	100
	5	1.00	1.00	1.00	1.00	1.00	100
	Total	5.00	5.00	5.00	5.00	5.00	500
	Avarage	1.00	1.00	1.00	1.00	1.00	100
	SE	0.00	0.00	0.00	0.00	0.00	0.00
	1	1.00	1.00	1.00	1.00	1.00	100
	2	1.00	1.00	1.00	1.00	1.00	100
Fdiet 2	3	1.00	1.00	1.00	1.00	1.00	100
	4	1.00	1.00	1.00	1.00	1.00	100
	5	1.00	1.00	1.00	1.00	1.00	100
	Total	5.00	5.00	5.00	5.00	5.00	500
	Avarage	1.00	1.00	1.00	1.00	1.00	100
	SE	0.00	0.00	0.00	0.00	0.00	0.00
	1	1.00	1.00	1.00	1.00	1.00	100
	2	1.00	1.00	1.00	1.00	1.00	100
Fdiet 3	3	1.00	1.00	1.00	1.00	1.00	100
	4	1.00	1.00	1.00	1.00	1.00	100
	5	1.00	1.00	1.00	1.00	1.00	100
	Total	5.00	5.00	5.00	5.00	5.00	500
	Avarage	1.00	1.00	1.00	1.00	1.00	100
	SE	0.00	0.00	0.00	0.00	0.00	0.00

Treatment	Replications	Weight (g)					H (%)
		0 days	10 days	20 days	30 days	40 days	
	1	1.00	1.00	1.00	1.00	1.00	100
	2	1.00	1.00	1.00	1.00	1.00	100
Fdiet 4	3	1.00	1.00	1.00	1.00	1.00	100
	4	1.00	1.00	1.00	1.00	1.00	100
	5	1.00	1.00	1.00	1.00	1.00	100
	Total	5.00	5.00	5.00	5.00	5.00	500
	Avarage	1.00	1.00	1.00	1.00	1.00	100
	SE	0.00	0.00	0.00	0.00	0.00	0.00

Values are means \pm standard errors (SE). H, survival rate; Fdiet 1, formulated diet without amaranth extract 0 ng/g crab; Fdiet 2, formulated diet enriched with amaranth extract 250 ng/g crab; Fdiet 3, formulated diet enriched with amaranth extract 500 ng/g crab; and Fdiet 4, formulated diet enriched with amaranth extract 750 ng/g crab.

Table 5. The water quality of maintenance media for blue swimming crab *P. pelagicus* (Linnaeus, 1758) female broodstock fed a formulated diet with amaranth extracts at different doses.

Water quality parameter	Range
Temperature ($^{\circ}$ C)	26.0 – 27.0
pH	7.77 – 7.96
O ₂ (ppm)	7.00 – 7.30
CO ₂ (ppm)	3.85 – 6.30
Water depth (cm)	25.0 – 30.0

treatments. The absolute weight gain decreased dramatically with an increase in the amaranth extract dose of 750 ng/g crab (18.05 ± 8.27 g). This dose (Fdiet 3, 500 ng/g crab) performed well, giving good results. In contrast to the findings of the Fdiet 3 treatment, a decrease occurred in the absolute weight of crabs receiving the Fdiet 4 treatment, apparently because of a treatment overdose effect, which causes hormonal imbalances in the body, thereby affecting the absolute weight gain.

Amaranth extract is a molting stimulant containing molting hormone (phytoecdysteroid). Ecdysteroids are the main steroid hormone in arthropods, which functions as a molting hormone and regulate physiological functions, such as growth, metamorphosis and reproduction³⁵. This hormone is secreted by Y-organs in the form of ecdysone. The hemolymph then converts ecdysone into a 20-hydroxyecdysone (20E) active hormone, which is the enzyme 20-hydroxylase found in the epidermis of other organs and tissues. The titers of 20-hydroxyecdysone (20E) in circulation vary throughout the molting phase. Shortly after the ecdysis (molting), the titers are very low, where they remain throughout the intermolt phase.

Our results cast a new light on the administration of amaranth extract at 0-500 ng/g crab, which caused an increase in absolute carapace length ($3.60 \pm 1.64 - 7.09 \pm 0.12$ mm)

and contributed to relatively large absolute carapace widths ($6.25 \pm 2.97 - 13.14 \pm 0.65$ mm); at higher doses (750 mg/g crab), a drastic decrease occurred, with successive values of 1.22 ± 1.37 and 1.92 ± 2.15 mm. The increase in absolute carapace length and absolute carapace width was apparently attributable to the synergistic cooperation of the hormones contained in amaranth extract with natural hormones in the body of the crab. This is supported by Fujaya *et al.*¹⁷, who reported that amaranth plants (*Amaranthaceae tricolor*) contain phytoecdysteroid, which acts as a stimulant for molting and the production of softshell crabs. Kuballa *et al.*³⁶ noted that molting is physiologically controlled by the molting hormone. Wahyuningsih³⁷ reported an increase in molting percentage by 54% in crabs that received vitomolt supplementation (phytoecdysteroid) at 250 ng/g crabs compared to controls that only showed a 15% increase. Meanwhile, in the study by Susanti³⁸, a molting percentage of 90% was obtained after the vitomolt treatment in formulated diet (933 ng/g feed) compared to only 20%. A dramatic decrease at the higher doses in this study (Fdiet 4) is attributed to the threshold of phytoecdysteroid hormone levels in the blood that affects the molting process in the crab. In addition, a decrease in protein synthesis as a result of the disruption of the physiology of the molting hormone produced was also suspected. Techa and Chung³⁹ suggested the most prominent metabolic action of steroids is activated protein metabolism. Preston and Dinan⁴⁰ suggest that ecdysteroids also play a role in increasing protein formation by increasing the mRNA synthesis. According to Lafont and Dinan⁴¹, ecdysteroid also stimulates carbohydrate metabolism and lipid biosynthesis and acts as an immunostimulant and antioxidant.

It is important to note that the water quality is critical to the survival, health and growth of crabs, especially in semi-intensive and intensive culture. The physical and chemical properties of water should be kept within certain levels. According to Habashy and Hassan⁴², the required water quality for the maintenance of crustaceans includes salinity, temperature and pH⁴³. Moreover, salinity affects other physiological processes of crustaceans, and various indices exist to evaluate their physiological responses and metabolism, which include glucose, superoxide dismutase and acid phosphatase^{44,45}. Table 5 shows

that water salinity between 30.0 to 32.0 ppt was observed in the present study. Salinity is therefore within the range that is highly favorable to the survival of the crab⁴⁶⁻⁴⁸. Mud crabs are highly tolerant to varying salinity conditions ranging between salinity of 10 ppt to 34 ppt⁴⁹. Water temperature and changes in water temperatures have considerable influence on the rate of growth and survival of aquatic organisms. In this study, temperature during the observation ranged from 26.0 to 27.0°C; therefore, the temperature was in the range of support for the activities of life, growth and reproduction of crab^{50,51}. The pH is a variable that is known to affect survival and development in many brachyuran species. In this study, the range of pH for survival was 7.77–7.96. The optimal pH for growth is from 8–8.5⁵². Low pH can stress crustaceans and cause soft shell and poor survival. At a pH between 7.26 and 8.00, mortality is not usually observed⁷.

Many studies have been conducted on the oxygen requirements of crustaceans⁵³⁻⁵⁴. Liao and Murai⁵³ reported that the oxygen respiration of *P. monodon* remained constant at dissolved oxygen levels above 3.00 to 4.00 ppm at salinity 5–45 ppt and temperature 20–30°C. In the present study, dissolved oxygen was relatively high, ranging from 7.00–7.30 ppm. In heavily stocked crab ponds, the carbon dioxide can become high as a result of respiration. Boyd and Tucker⁵⁵ explain that free carbon dioxide is good for the crustacean at no more than 12 ppm and must not be less than 2 ppm. In the present experiments, carbon dioxide levels ranged from 3.85–6.30 ppm (Table 5).

Conclusion

The present study demonstrated that the enrichment of formulated diet with amaranth extracts had a significant effect on the

absolute weight gain (AWG), carapace length (ACL), and carapace width (ACW) of *Portunus pelagicus* (Linnaeus, 1758) broodstock females. The enrichment of amaranth extracts in formulated diets causes an increase in the AWG (18.05–55.03 g), ACL (1.22–7.09 mm) and ACW (1.92–13.14 mm) and yielded a 100% survival rate for all treatments during the 40-day maintenance period. Based on regression analysis, a quadratic relationship was observed between the dose of amaranth extracts found in the formulated diets and the AWG, ACL and ACW.

Data availability

All data underlying the results are available as part of the article (Table 1–Table 5) and no additional source data are required.

Grant information

This study was supported by a research grant from the Faculty of Math and Science, Andalas University (No. 17/UN.16.03./PP/FMIPA/2019) and “Percepatan Guru Besar” from the Research and Community Service Institution, Andalas University (No. T/49./UN.16.17/PP/OK-KRP2GB/LPPM/2019).

The funders had no role in study design, data collection and analysis, decision to publish, or preparation of the manuscript.

Acknowledgements

The authors wish to thank all the staff at Fish Seed Center Beaches (BBIP) Gulf Buo and Fish Seed Center (BBI) Bungus, the City of Padang, Department of Maritime and Fisheries Affairs, and the Laboratory of Animal Physiology Department of Biology, Faculty of Math and Science, Andalas University, Padang, West Sumatra for technical assistance rendered.

References

- Efrizal: Kebijakan pemanfaatan wilayah sumberdaya pesisir dan pantai Sumatera Barat. *Prosiding Seminar dan Lokakarya Kelautan Regional Sumatera Ketiga Padang, 23 November 2000*. Pusat Penelitian dan Pengembangan Perikanan, Fakultas Perikanan Universitas Bung Hatta, Padang, 2000.
- Efrizal E: Effects of stocking density on survival rate and larval development of blue swimming crab, *Portunus pelagicus* (Linnaeus, 1758) under laboratory conditions. *AACL Bioflux*. 2017a; 10(2): 217–226. [Reference Source](#)
- Efrizal, Rusnam: The Influence of Dietary Vitamin E on the Gonad Development of Blue Swimming Crab, *Portunus pelagicus* (Linnaeus, 1758). *Aust J Basic Appl Sci*. 2017b; 11(1): 7–15.
- Fahmi AS, Maksum M, Suwondo E: USFDA Import Refusal and Export Competitiveness of Indonesian Crab in US Market. *Agriculture and Agricultural Science Procedia*. 2015; 3: 226–230. [Publisher Full Text](#)
- FAO: Fisheries and aquaculture software. FishStatJ - software for fishery statistical time series. In: FAO Fisheries and Aquaculture Department [online]. Rome. Updated 21 July 2016. [Cited 23 May 2018]. 2016. [Reference Source](#)
- Kangas MI: Synopsis of the biology and exploitation of the blue swimmer crab, *Portunus pelagicus* Linnaeus, in Western Australia. Fisheries Research Report No. 121, Department of Fisheries, Western Australia, 2000; 22. [Reference Source](#)
- Efrizal, Rusnam, Suryati, et al.: Evaluation of Formulated Diets Enriched by Spinach Extracts for the Broodstock Females, *Portunus pelagicus* (Linnaeus, 1758). *Pak J Biol Sci*. 2019a; 22(6): 283–290. [Publisher Full Text](#)
- Efrizal E, Zakaria IJ, Rusnam R, et al.: Studies on Biological Test of Formulated Diets Supplementation of Vitamin E for the Broodstock of Females Blue Swimming Crab, *Portunus pelagicus* (Linnaeus, 1758) [version 2; peer review: 2 approved, 1 approved with reservations]. *F1000Res*. 2019; 7: 1780. [PubMed Abstract](#) | [Publisher Full Text](#) | [Free Full Text](#)
- Natalia D, Nurozy: Performance of Indonesian fisheries products competitiveness in global market. *Bulletin of Scientific Research and Development of Trade*. 2012; 6(1). (in Bahasa Indonesia).
- Lorentzen G, Voldnes G, Whitaker RD, et al.: Current Status of the Red King Crab (*Paralithodes camtschaticus*) and Snow Crab (*Chionoecetes opilio*) Industries in Norway. *Reviews in Fisheries Science & Aquaculture*. 2018; 26(1): 42–54. [Publisher Full Text](#)
- Sara L, Muskita WH, Astuti O, et al.: Some population parameters of blue swimming crab (*Portunus pelagicus*) in Southeast Sulawesi waters, Indonesia. *AACL Bioflux*. 2017; 10(3): 587–601. [Reference Source](#)
- Juwana S: Crab culture technique at RDCO-LIPI, Jakarta, Indonesia 1994 to 2001. *Proceeding Workshop on Mariculture in Indonesia*. Mataram, Lombok Island. Research Center for Oceanography-LIPI, Institute of Marine Research Norwegian Bergen-Norway. 2002; 144.
- Harris D, Johnston D, Sporer E, et al.: Status of the blue swimmer crab fishery in

- Shark Bay, Western Australia.** Fisheries Research Report No. 233, Department of Fisheries, Western Australia, 2014; 79.
[Reference Source](#)
14. Johnston D, Harris D, Caputi N, *et al.*: **Decline of a blue swimmer crab (*Portunus pelagicus*) fishery in Western Australia - history, contributing factors and future management strategy.** *Fish Res.* 2011; **109**(1): 119–130.
[Publisher Full Text](#)
 15. Kunsook C, Gajaseeni N, Paphavasin N: **A Stock Assessment of the Blue Swimming Crab *Portunus pelagicus* (Linnaeus, 1758) for Sustainable Management in Kung Krabaen Bay, Gulf of Thailand.** *Trop Life Sci Res.* 2014; **25**(1): 41–59.
[PubMed Abstract](#) | [Free Full Text](#)
 16. Mehanna SF, Khvorov S, Al-Sinawy M, *et al.*: **Stock assessment of the blue swimmer crab *Portunus pelagicus* (Linnaeus, 1766) from the Oman Coastal Waters.** *Int J Fish Aquat Sci.* 2013; **2**(1): 1–8.
[Reference Source](#)
 17. Fujaya Y, Trijuno DD, Aslamyah S, *et al.*: **Domestication and selective breeding for producing fast growing and high meat quality of blue swimming crab (*Portunus pelagicus*).** *AAAL Bioflux.* 2016; **9**(3): 670–679.
[Reference Source](#)
 18. Govindasamy C, Srinivasan R: **Association of bioluminescent bacteria from blue swimmer crab *Portunus pelagicus* (Linnaeus, 1758).** *Asian Pacific Journal of Tropical Disease.* 2012; **2**(Supplement 2): S699–S702.
[Publisher Full Text](#)
 19. Talpur AD, Memon AJ, Khan MI, *et al.*: **A novel of gut pathogenic bacteria of blue swimming crab *Portunus pelagicus* (Linnaeus, 1758) and pathogenicity of *Vibrio harveyi* a transmission agent in larval culture under hatchery conditions.** *Res J Appl Sci.* 2011a; **6**(2): 116–127.
[Publisher Full Text](#)
 20. Talpur AD, Memon AJ, Khan MI, *et al.*: **Pathogenicity and Antibiotic Sensitivity of Pathogenic Flora Associated with the Gut of Blue Swimming Crab, *Portunus pelagicus* (Linnaeus, 1857).** *Journal of Animal and Veterinary Advances.* 2011b; **10**(16): 2106–2119.
[Publisher Full Text](#)
 21. Hamasaki K, Suprayudi MA, Takeuchi T: **Mass mortality during metamorphosis to megalops in the seed production of mud crab *Scylla serrata* (Crustacea, Decapoda, Portunidae).** *Fish Sci.* 2002; **68**: 1226–1232.
[Reference Source](#)
 22. Soundarapandian P, Thamizhazhagan E, Samuel NJ: **Seed production of commercially important blue swimming crab *Portunus pelagicus* (Linnaeus).** *J Fish Aquat Sci.* 2007; **2**(4): 302–309.
[Publisher Full Text](#)
 23. Millamena OM, Quintio E: **The effects of diets on reproductive performance of eyestalk ablated and intact mud crab *Scylla serrata*.** *Aquaculture.* 2000; **181**(1–2): 81–90.
[Publisher Full Text](#)
 24. Southgate P: **Feeds and feed production.** In: *Aquaculture: farming aquatic animals and plants.* Lucas J., Southgate P. (eds), Blackwell Publishing, Victoria, Australia, 2003; 172–198.
[Reference Source](#)
 25. Fujaya Y: **Growth and molting of mud crab administered by different doses of vitomolt.** *Jurnal Akuakultur Indonesia.* 2011; **10**(1): 24–28.
[Publisher Full Text](#)
 26. Etrizal, Zakaria IJ, dan Bulanin U: **Pengaruh kombinasi dan level pakan alami terhadap kelangsungan hidup dan perkembangan larva Rajungan, *Portunus pelagicus* (Linnaeus, 1758) secara terkontrol.** In: Sipahutar, H., Restuati, M., Nasution, Y., Silitonga, M., dan Gultom., E.S., Editor. *Prosiding Seminar Nasional Dalam Rangka Semirata BKS-PTN Wilayah Barat Bidang MIPA Tahun 2012.* Fakultas Matematika dan Ilmu Pengetahuan Alam Universitas Negeri Medan. 2012; 51–58.
 27. Etrizal: **Effects of Salinity on Survival Rate and Larval Development of Blue Swimming Crab *Portunus pelagicus* (Linnaeus, 1758) Under Laboratory Conditions.** *Aust J Basic Appl Sci.* 2015; **9**(7): 557–563.
[Reference Source](#)
 28. Etrizal A, Arshad MS, Kamarudin CR, *et al.*: **Some Aspects of Reproductive Biology of Blue Swimming Crab *Portunus pelagicus* (Linnaeus, 1758) Under Laboratory Conditions.** *J Fish Aquat Sci.* 2015; **10**(2): 77–91.
[Publisher Full Text](#)
 29. Etrizal: **Perkembang Gonad induk Rajungan, *Portunus pelagicus* (Linnaeus, 1758), dengan Manipulasi Pakan Alami dan Buatan.** dalam E. Mukhtar, Syamsuardi, T., Partomohardjo dan E. Munir, Editor. *Prosiding Seminar Nasional Biodiversitas dan Ekologi Tropika Indonesia (BioETI) Universitas Andalas, Padang, 14 September 2013.* 2013; 45–51.
[Reference Source](#)
 30. Aslamyah S, dan Fujaya Y: **Effectiveness of artificial diet enriched by spinach extract on molting stimulation to produce soft shell crab.** *Jurnal akuakultur Indonesia.* 2011; **10**(1): 8–16.
[Publisher Full Text](#)
 31. Etrizal: **Weight-Length and Width, and Length-Width Relationships of Juvenile Blue Swimming Crab, *Portunus pelagicus* (Linnaeus, 1758), from Sungai Pulau Seagrass Beds, Johor, Malaysia.** *Aust J Basic Appl Sci.* 2014; **8**(7): 277–286.
[Reference Source](#)
 32. APHA: **Standard Methods for examination of water and wastewater.** Washington, American Public Health Association; 2012; 1360.
[Reference Source](#)
 33. Steel RDG, Torrie JH: **Prinsip dan prosedur statistic.** PT. Gramedia Jakarta. halaman. 1990; 748.
[Reference Source](#)
 34. Gutiérrez-Yurrita PJ, Montes C: **Bioenergetics of juveniles of red swamp crayfish (*Procambarus clarkii*).** *Comparative Biochemistry and Physiology - A Molecular and Integrative Physiology.* 2001; **130**(1): 29–38.
[Publisher Full Text](#)
 35. Gunamalai V, Kirubakaran R, Subramoniam T: **Sequestration of ecdysteroid hormon into the ovary of the mole crab, *Emerita asilica*.** *Curr Sci.* 2003; **85**(485): 493–496.
[Reference Source](#)
 36. Kuballa AV, Holton TA, Paterson B, *et al.*: **Moult cycle specific differential gene expression profiling of the crab *Portunus pelagicus*.** *BMC Genomics.* 2011; **12**: 147.
[PubMed Abstract](#) | [Publisher Full Text](#) | [Free Full Text](#)
 37. Wahyuningsih SA: **Pengaruh Dosis Penyuntikan Vitomolt terhadap Molting Kepiting Bakau (*Scylla olivaceus*).** Skripsi Fakultas Ilmu Kelautan dan Perikanan Universitas Hasanuddin. Makassar. 2008.
 38. Susanti H: **Pengaruh Dosis Vitomolt dalam Pakan Kepiting Bakau (*Scylla olivacea*) terhadap Molting.** Skripsi. Program Studi Buididaya Perairan Fakultas Ilmu Kelautan dan Perikanan. Universitas Hasanuddin. 2009.
 39. Techa S, Chung JS: **Ecdysteroids regulate the levels of Molt-Inhibiting Hormone (*MIH*) expression in the blue crab, *Callinectes sapidus*.** *PLoS One.* 2015; **10**(4): e0117278.
[PubMed Abstract](#) | [Publisher Full Text](#) | [Free Full Text](#)
 40. Preston-Mafham J, Dinan L: **Phytoecdysteroid levels and distribution during development in *Limnanthes alba* Hartw. ex Benth. (Limnanthaceae).** *Z Naturforsch C.* 2005; **57**(1–2): 144–152.
[PubMed Abstract](#) | [Publisher Full Text](#)
 41. Lafont R, Dinan L: **Practical uses for ecdysteroids in mammals including humans: an update.** *J Insect Sci.* 2003; **3**: 7.
[PubMed Abstract](#) | [Publisher Full Text](#) | [Free Full Text](#)
 42. Habashy MM, Hassan MMS: **Effects of temperature and salinity on growth and reproduction of the freshwater prawn, *Macrobrachium rosenbergii* (Crustacea- Decapoda) in Egypt.** *International Journal of Environmental Science and Engineering (IJESE).* 2011; **1**: 83–90.
[Reference Source](#)
 43. Vijayan KK, Diwan AD: **Influence of temperature, salinity, pH and light on molting and growth in the Indian white prawn *Penaeus indicus* (Crustacea: Decapoda: Penaeidae) under laboratory conditions.** *Asian Fish Sci.* 1995; **8**: 63–72.
[Reference Source](#)
 44. Jia XY, Zhuang P, Feng GP, *et al.*: **The relationship between hemolymph bio-chemical parameters and salinity in female parent Chinese mitten crab (*Eriocheir sinensis*).** *Journal of Fisheries of China.* 2012; **36**(1): 91–97, (in Chinese with English abstract).
[Publisher Full Text](#)
 45. Lu J, Zhuang P, Feng GP, *et al.*: **Response of osmoregulation and antioxidation system to water salinity in Parent Chinese mitten crab (*Eriocheir sinensis*).** *Mar Fish.* 2011; **33**(1): 39–45. (in Chinese with English abstract).
[Publisher Full Text](#)
 46. Cahu C, Fakhfakh M, Ouazuguel P: **Effect of Dietary a-tocopherol level on Reproduction of *Penaeus indicus*.** *Larvi '91: Fish & Crustacean Larviculture Symposium.* European Aquaculture Society. 1991; **15**: 242–244.
 47. Dhawan RM, Divivedi SN, Rajamanickam GV: **Ecology of the blue crab, *Portunus pelagicus* (Linnaeus) and its potential fishery in Zuary Estuary.** *Indian Journal of Fisheries.* 1976; **23**: 57–64.
[Reference Source](#)
 48. Meagher TD: **Ecology of the crab *Portunus pelagicus* in South Western Australia.** University of Western Australia, Australia. Ph. D. Thesis. 1971; 232.
[Reference Source](#)
 49. SEAFDEC: **Mudcrab culture.** *Asian Aquaculture.* 1997; **19**: 10–2.
 50. Dodd LF, Grabowski JH, Piehler MF, *et al.*: **Ocean acidification impairs crab foraging behaviour.** *Proc R Soc B.* 2015; **282**: 20150333.
[Publisher Full Text](#)
 51. Wayne DS, Michael AP, Glen SS: **Reproduction and Growth of the Commercial Sand Crab, *Portunus pelagicus* (L.) in Moreton Bay, Queensland.** *Asian Fisheries Science.* 1994; **7**: 103–113.
[Reference Source](#)
 52. Pedapoli S, Ramudu KR: **Effect of water quality parameters on growth and survivability of mud crab (*Scylla tranquebarica*) in grow out culture at Kakinada coast, Andhra Pradesh.** *Int J Fish Aquat Stud.* 2014; **2**(2): 163–166.
[Reference Source](#)
 53. Liao IC, Murali T: **Effects of dissolved oxygen, temperature and salinity on the oxygen consumption of the grass shrimp *P. monodon*.** Maclean JL, Dizon LB, Hosillos LB, eds. *The First Asian Fisheries Forum: proceedings; 1986 May 26-31; Manila, Philippines.* Manila: Asian Fisheries Society, 1986; 633–636.
 54. Sanares RC, Katase SA, Fast AW, *et al.*: **Water quality dynamics in brackishwater shrimp ponds with artificial aeration and circulation.** In: *First Asian Fisheries Forum.* (eds. J.N. Maclean, L.B. Dizon and L.V. Hosillos). Asian Fisheries Soc., Manila, Philippines: 1986; 83–86.
[Reference Source](#)
 55. Boyd CE, Tucker CS: **Pond aquaculture water quality management.** Kluwer Academic Publisher, Massachusetts, 1998; 700.
[Publisher Full Text](#)

Open Peer Review

Current Peer Review Status: ? ?

Version 1

Reviewer Report 21 October 2019

<https://doi.org/10.5256/f1000research.21988.r55042>

© 2019 Saetan J. This is an open access peer review report distributed under the terms of the [Creative Commons Attribution License](#), which permits unrestricted use, distribution, and reproduction in any medium, provided the original work is properly cited.



Jirawat Saetan

Department of Anatomy, Faculty of Science, Prince of Songkla University, Songkhla, Thailand

Comment to the authors and editor:

Abstract:-

Introduction:

1. Authors should give more information on the vitomolt and also any other plants that contain natural active molting compounds. Examples of testing those compounds in crustaceans should be mentioned.

Methods:

1. How the authors differentiated crab at stage II ovary from those at other ovarian stages? Typically, the ovary is not seen from outside.
2. Authors could not say "5 replications" since the number of 5 was a number of crabs for each treatment (n = 5). The replication will be used if the authors repeat the whole treatment.
3. How did the authors be sure for the concentration of amaranth extract used in this study. How the spraying of 20 mL/kg of 80% EtOH solution onto the test feed of 250 ng/g treatment differed from 0, 500 and 750 ng/g treatments?

Results:

1. If possible, the authors should start the experiment with the same crab size in each treatment. In table 1, crabs started at 100+ g BW naturally had higher growth curve than those started at 200+ g. Sensitivity to the amaranth extract between small and big crabs might not be equal! These factors might also affect the trend of result rather than the dose of amaranth extract itself.
2. Due to the number of 5 in each treatment with some variations in your result, I am not sure that the regression with low R2 value was best in describing the relationships between the dose of extract and tested parameters.

3. Table 4 was not necessary. Simple statement mentioning the survival rate of crabs in each treatment might be enough.
4. Table 5 was not necessary. Almost shown parameters were mentioned already in method section!
5. If applicable, the data on molting cycle for all treatments should be added.

Discussion:

1. Authors may provide more evidences on natural ecdysteroid, vitomolt, as well as stimulating effect of these natural compound on crustacean growth and molting.
2. By feeding, authors should discuss how ecdysteroid, when consumed by crab, was able to be absorbed into the bloodstream.
3. Paragraph discussing the culture parameters (pH, salinity,...) was not necessary and made this manuscript weaker. Authors should discuss to sharply find out why the amaranth extract promote growth and molting and how about the same group of compound (in other plants or in nature) effects in other crustaceans.
4. Discussion may include the possibility of practical use for this extract in massive crab aquaculture.

Is the work clearly and accurately presented and does it cite the current literature?

Partly

Is the study design appropriate and is the work technically sound?

Partly

Are sufficient details of methods and analysis provided to allow replication by others?

No

If applicable, is the statistical analysis and its interpretation appropriate?

I cannot comment. A qualified statistician is required.

Are all the source data underlying the results available to ensure full reproducibility?

Partly

Are the conclusions drawn adequately supported by the results?

Partly

Competing Interests: No competing interests were disclosed.

Reviewer Expertise: Crustacean and mollusc neuro-endocrinology, neuroanatomy, and reproduction

I confirm that I have read this submission and believe that I have an appropriate level of expertise to confirm that it is of an acceptable scientific standard, however I have significant reservations, as outlined above.

Reviewer Report 24 September 2019

<https://doi.org/10.5256/f1000research.21988.r52710>

© 2019 Nugroho R. This is an open access peer review report distributed under the terms of the [Creative Commons Attribution License](#), which permits unrestricted use, distribution, and reproduction in any medium, provided the original work is properly cited.



Rudy Agung Nugroho

Department of Biology, Mulawarman University, Samarinda, Indonesia

The manuscripts is quite interesting but need more improvement in some parts, as shown in the [annotated manuscript](#), and with the comments below:

Abstract:

1. Methods should be more details, results and conclusion must be rewritten to meet the research aims.

Introduction:

1. Sufficient.

Methods:

1. More details about the food (Please see manuscript).
2. There is a possibility of residual ethanol in the sample when the ethanol used to mix amaranth and feed. How can you conclude the results with this concern?
3. Is there any information about proximate composition of artificial feed?

Results

1. Please add more information about the initial weight of crab?. Was it homogen statistically at the day 0?
2. How many crab did author measure for growth per replication?
3. It is stated in the methods that the growth results was analyzed using Anova and Duncan post hoc. However, there is no statistic information in the results. Thus it is quite difficult to determine the differences among the groups of doses.
4. No need to put survival rate in the table (Table 4) because all survival 100%, Table 4 should be deleted.
5. Please check some typos in the table. Ex: avarage change with average.

Discussion

1. The Discussion part can be much stronger to add why amaranth involves in decreasing or increasing growth performance

Conclusion

1. It is more likely only repeating the results. Please rewrite.

Is the work clearly and accurately presented and does it cite the current literature?

Partly

Is the study design appropriate and is the work technically sound?

Partly

Are sufficient details of methods and analysis provided to allow replication by others?

Partly

If applicable, is the statistical analysis and its interpretation appropriate?

Partly

Are all the source data underlying the results available to ensure full reproducibility?

Partly

Are the conclusions drawn adequately supported by the results?

Partly

Competing Interests: No competing interests were disclosed.

Reviewer Expertise: Animal physiology, fish nutrition, fish immunology

I confirm that I have read this submission and believe that I have an appropriate level of expertise to confirm that it is of an acceptable scientific standard, however I have significant reservations, as outlined above.

The benefits of publishing with F1000Research:

- Your article is published within days, with no editorial bias
- You can publish traditional articles, null/negative results, case reports, data notes and more
- The peer review process is transparent and collaborative
- Your article is indexed in PubMed after passing peer review
- Dedicated customer support at every stage

For pre-submission enquiries, contact research@f1000.com

F1000Research

ORIGINALITY REPORT

20%

SIMILARITY INDEX

18%

INTERNET SOURCES

24%

PUBLICATIONS

5%

STUDENT PAPERS

MATCH ALL SOURCES (ONLY SELECTED SOURCE PRINTED)

21%

★ Efrizal Efrizal, Indra Junaidi Zakaria, Rusnam Rusnam, Suryati Suryati, Nofa Yolanda. "Studies on Biological Test of Formulated Diets Supplementation of Vitamin E for the Broodstock of Females Blue Swimming Crab, *Portunus pelagicus* (Linnaeus, 1758)", F1000Research, 2018

Publication

Exclude quotes On

Exclude matches < 3%

Exclude bibliography On