

# Anaerobic Ammonium Oxidation Performance in Shrimp Pond Wastewater Treatment

*by* Zulkarnaini Zulkarnaini

---

**Submission date:** 16-Aug-2022 04:02PM (UTC+0800)

**Submission ID:** 1883125343

**File name:** um\_Oxidation\_Performance\_in\_Shrimp\_Pond\_Wastewater\_Treatment.pdf (278.25K)

**Word count:** 2669

**Character count:** 14071

## 1 Anaerobic Ammonium Oxidation Performance in Shrimp Pond Wastewater Treatment

Guno Gumelar<sup>1</sup>, Elmi Zainuddin<sup>2</sup>, Zulkarnaini Zulkarnaini<sup>3\*</sup>

<sup>1</sup>Brackishwater Aquaculture Development Center Takalar, Ministry of Marine Affairs and Fisheries Republic of Indonesia, Indonesia, guno@kcp.go.id

<sup>2</sup>Faculty of Marine Science and Fisheries, Hasanuddin University, Indonesia, elmi18d@gmail.com

<sup>3</sup>Department of Environmental Engineering, Faculty of Engineering, Universitas Andalas, Indonesia, zulkarnaini@eng.unand.ac.id

\*Corresponding author, e-mail: zulkarnaini@eng.unand.ac.id

**Abstract**—High nitrogen in intensive shrimp culture could reduce water quality and environmental carrying capacity. Anaerobic ammonium oxidation (anammox) is a potential technology for nitrogen removal. This research aimed to analyze nitrogen removal performance in a filter bioreactor (FtBR) using sludge from intensive shrimp culture as inoculum. Ammonium and nitrite concentrations of 70 mg-N/L were added to sterilized seawater as substrate and flowed to the reactor with HRT 24 hours. The fast start-up anammox process was achieved within 57 days of the experiment. The maximum nitrogen removal with parameters ACE, NRE, and NRR was 54.83%, 61.29%, and 0.12 kg-N/m<sup>3</sup>·d, respectively. The nitrogen stoichiometric ratio NH<sub>4</sub><sup>+</sup>-N: NO<sub>2</sub><sup>-</sup>-N: NO<sub>3</sub><sup>-</sup>-N was 1:1.42:0.18, close to the stoichiometry of the anammox process. The anammox process can be a new technology for intensive shrimp culture wastewater treatment.

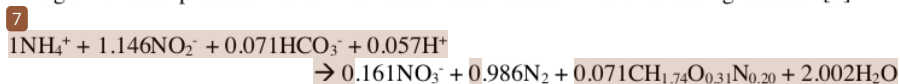
*Keywords: Anammox, Nitrogen removal, Shrimp pond.*

*This article is licensed under the CC-BY-SA license.*

### 1. Introduction

The increase in shrimp production has been carried out with super intensive technology that impacts the high amount of waste generated. Nitrogen and phosphate are the main content of super-intensive pond waste that can affect the ecosystem's balance and decrease the environment's carrying capacity. The feed, the most significant input in the pond, has nitrogen retention of about 22%, and the wasted nitrogen is expected to be about 78% in the aquatic environment [1]. Pond waste has exceeded the standard of wastewater quality and has become a pollutant to the environment as a recipient of the waste load. Hence environmentally friendly shrimp farming is needed [2].

The discovery of the anammox process is a revolutionary change in conventional nitrogen removal from wastewater. Currently, many large-scale bioreactors are running using the anammox system worldwide [3]. Some of the advantages of anammox as a wastewater treatment technology are due to its high nitrogen removal capability, does not require aeration, and not require additional carbon sources. Compared with the conventional nitrification-denitrification process, anammox can save up to 50% oxygen demand, 100% organic matter, and nearly 90% waste treatment operational costs [4]. The nitrogen removal process in anammox bacteria can be seen in the following reaction [5]:



(1)

Anammox bacteria have been found in aquaculture [6], which has high growth potential and high nitrogen removal performance in shrimp culture sediments [7]. Disadvantages in the development of anammox bacteria are slow growth and low biomass. Various studies have reported that the doubling time of these bacteria is 5.3-11 days in both laboratory and full-scale reactors, and the difficulty of isolating anammox bacteria in pure culture [8]. Therefore, an appropriate anammox start-up strategy is needed for waste treatment, such as selecting the type of long-term reactor, the suitable inoculum, and considering critical parameters during the initial development period [8]. The success of the start-up period can be supported by appropriate sludge waste inoculation because the waste selection will determine the start-up process's speed. The start-up of the anammox process could be accelerated using inoculation of sludge from operating an anammox reactor [9]. In a shrimp pond environment, identification of anammox bacteria has been successfully carried out in bio-augmented zero water exchange aquaculture ponds [6]. Limited information about enrichment anammox from pond sediment.

This research aimed to start up an anammox process using sludge from intensive shrimp ponds as inoculum. This research could be a basis for the large-scale anammox bioreactors for treating intensive shrimp aquaculture pond waste in nitrogen removal.

## 2. Method

### 2.1. Inoculum and Substrate

One liter of sludge was collected from a sedimentation pond (intensive shrimp pond wastewater treatment) with a depth of 0.5-1.0 m below the soil surface. For the start-up process, "food" was supplied to anammox bacteria as a substrate solution. The substrate solution was made from sterilized seawater and flushed with N<sub>2</sub> for 30 minutes to remove dissolved oxygen and was added with (NH<sub>4</sub>)<sub>2</sub>SO<sub>4</sub> and NaNO<sub>2</sub> [10,11]. The composition substrate solution (/L seawater) was (NH<sub>4</sub>)<sub>2</sub>SO<sub>4</sub> 330 mg, NaNO<sub>2</sub> 345 mg, KHCO<sub>3</sub> 500 mg, Mg<sub>2</sub>SO<sub>4</sub> 300 mg, CaCl<sub>2</sub>·2H<sub>2</sub>O 180 mg, trace element solutions I, and II [7], [12].

### 2.2. Reactor Configuration

This research was conducted using a filter bioreactor (FtBR). FtBR successfully cultivated anammox bacteria from Lake Koto Baru, Indonesia [13]. The result of cultivation was determined by observing the nitrogen removal on the substrate. The bioreactor was made from a polypropylene filter using with a volume of 1.5 liters and a string wound filter cartridge of 0.5 μm as the carrier. The reactor was covered with aluminum foil to prevent the growth of photosynthetic bacteria. A Tedlar bag containing N<sub>2</sub> was connected to a substrate tank to maintain anaerobic conditions. Peristaltic pumps were used to flow substrate to the reactor continuously according to the Hydraulic Retention Time (HRT) of 24 hours [8].

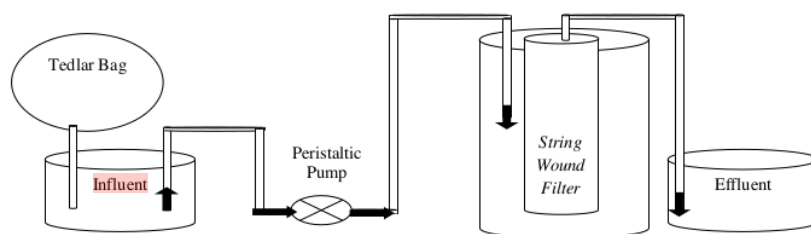


Figure 1. Configuration of FtBR

### 2.3. Data Analysis

Water samples were taken from the influent and effluent of FtBR once a week. The performance of the reactor can be seen from the nitrogen profile of influent and effluent [14]. Ammonium, nitrite, and nitrate concentrations were analyzed using Nessler, spectrophotometry, and Brucine method. Performance of nitrogen removal calculated based on parameters of ammonium conversion efficiency (ACE, %), nitrogen removal efficiency (NRE, %), nitrogen loading rate (NLR, kg-N/m<sup>3</sup>·d), and nitrogen removal rate (NRR, kg-N/m<sup>3</sup>·d) [15].

### 3. Result and Discussion

The profile of the influent and effluent concentrations of NH<sub>4</sub><sup>+</sup>-N, NO<sub>2</sub><sup>-</sup>-N, and NO<sub>3</sub><sup>-</sup>-N in FtBR are shown in Figure 2.

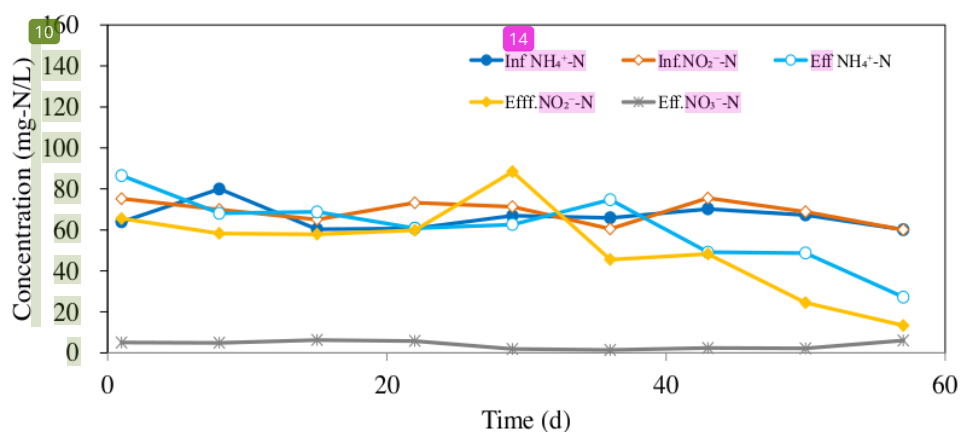


Figure 2. Nitrogen Profile

In the first week of operation of the reactor, the ammonium effluent showed an ammonium concentration of 86.46 mg-N/L, which was higher than the influent ammonium concentration of 63.91 mg-N/L. The higher ammonium effluent value was caused by the process in the adaptation phase, where cell lysis occurred and the breakdown of organic nitrogen into ammonia. In the initial development research on the anammox reactor, it was also found that ammonium concentrations were higher in the early weeks than the influent [14,15,16]. Furthermore, the ammonium effluent showed almost the same value as the influent for 30 days. On day 36, the effluent value increased from 62.62 mg-N/L to 74.71 mg-N/L. Then gradually, the concentration of ammonium effluent decreased until day 57 from 74.71 mg-N/L to 27.15 mg-N/L. This data is the lowest effluent data from the reactor during this study.

Nitrite plays a vital role in the anammox process as an electron acceptor. Influent and effluent nitrite for 22 days the study showed almost the same value. On day 29, the effluent increased rapidly from 59.77 mg-N/L to 88.42 mg-N/L. Then the effluent concentration in the reactor showed a gradual and stable decrease until day 57. The rapid increase in nitrite can be a limiting factor in the activity of anammox bacteria [18]. The lowest nitrite value was obtained on day 57 at 13.35 mg-N/L.

The effluent concentration of nitrate in this study was relatively stable. The lowest nitrate was obtained at 1.35 mg-N/L, while the highest was 6.25 mg-N/L. Nitrate is a by-product of the anammox process, which indicates ammonium oxidation in anaerobic conditions by anammox bacteria but reduced or in the absence of nitrate indicates a denitrification reaction in the reactor [19].

Figure 3 shows the results of nitrogen removal performance, including ACE, NRE, NRR, and NLR.

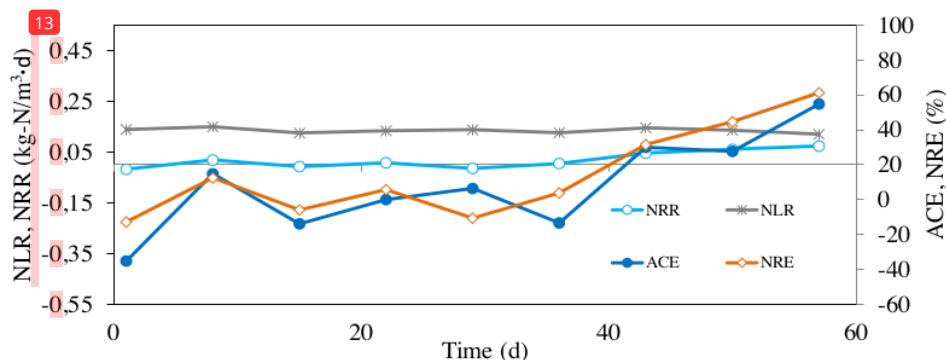


Figure 3. Nitrogen Removal Performance

At the beginning of reactor operation by 36 days, NRR was close to zero because the level of removal could not be observed clearly. This condition was due to the adaptation of the inoculum to the given substrate and reactor configuration. Adaptation and sifting of microbe inoculum determine the level of NRR at the initial stage in the reactor [20]. After day 36, the NRR increased from 0,005 kg-N/m<sup>3</sup>·d to 0,074 kg-N/m<sup>3</sup>·d at the end of the study.

The efficiency was shown by ACE and NRE, which led to negative results for 36 days. On days 36 to 57, ACE and NRE increased significantly. NRE increased from 3.80% to 61.29%. At the same time, ACE increased from -13.40% to 54.83%. This increase in efficiency shows anammox's performance from the lysis stage to the exponential stage. This increasing trend was an anammox stage from cell lysis to exponential characterized by efficiency values above 50% [17].

The results obtained for the stoichiometric ratio were 1:1.42:0.18 which were close to the stoichiometry of the anammox process 1:1,32:0.26 [21] and 1:1,146:0,071 [5]. In research on other marine anammox bacteria, slightly different stoichiometric results were obtained of 1: 1.07 for the enrichment of several samples from the sea [22], coastal sediments 1:1,28:0,24 [18] and enriched Hiroshima Bay sediment was 1:1,21:10,15 [20].

#### 4. Conclusion

After 57 days of reactor operation, the maximum nitrogen removal performance with parameters ACE, NRE, and NRR for the reactor was 54.83%, 61.29%, and 0.12 kg-N/m<sup>3</sup>·d. Nitrogen stoichiometric ratios were NH<sub>4</sub><sup>+</sup>-N: NO<sub>2</sub><sup>-</sup>-N: NO<sub>3</sub><sup>-</sup>-N 1:1.42:0.18, indicating the anammox process occurred in FtBR. Anammox can be a new method for developing intensive shrimp culture waste treatment.

#### Acknowledgment

Financial support for this research from a Master Grant of the Indonesian Endowment Fund for Education, Ministry of Finance, Republic of Indonesia (LPDP), and Ministry of Marine Affairs and Fisheries, the Republic of Indonesia to Guno Gumelar is gratefully acknowledged.

#### References

- [1] T. M. Samocha *et al.*, *Design and Operation of Super-Intensive Biofloc-Dominated Systems for the Production of Pacific White Shrimp*. The Texas A&M AgriLife Research Experience, 2017.
- [2] D. Kumar, M. K. M. Chaturvedi, S. K. Sharma, and S. R. Asolekar, "Sewage-fed aquaculture: a sustainable approach for wastewater treatment and reuse," *Environ. Monit. Assess.*, vol. 187, no. 10, Oct. 2015, doi: 10.1007/s10661-015-4883-x.
- [3] S. Lackner, E. M. Gilbert, S. E. Vlaeminck, A. Joss, H. Horn, and M. C. M. van Loosdrecht, "Full-scale partial nitrification/anammox experiences - An application survey," *Water Res.*, vol. 55, no. 0, pp. 292–303, 2014, doi: 10.1016/j.watres.2014.02.032.

- [4] S. Q. Ni and J. Zhang, “Anaerobic ammonium oxidation: From laboratory to full-scale application,” *BioMed Research International*, vol. 2013. 2013. doi: 10.1155/2013/469360.
- [5] T. Lotti, R. Kleerebezem, C. Lubello, and M. C. M. van Loosdrecht, “Physiological and kinetic characterization of a suspended cell anammox culture,” *Water Res.*, vol. 60, Sep. 2014, doi: 10.1016/j.watres.2014.04.017.
- [6] R. R. Nair, B. Rangaswamy, B. S. I. Sarojini, and V. Joseph, “Anaerobic ammonia-oxidizing bacteria in tropical bioaugmented zero water exchange aquaculture ponds,” *Environ. Sci. Pollut. Res.*, vol. 27, no. 10, pp. 10541–10552, Apr. 2020, doi: 10.1007/s11356-020-07663-1.
- [7] L. Van Duc, B. Song, H. Ito, T. Hama, M. Otani, and Y. Kawagoshi, “High growth potential and nitrogen removal performance of marine anammox bacteria in shrimp-aquaculture sediment,” *Chemosphere*, vol. 196, pp. 69–77, Apr. 2018, doi: 10.1016/j.chemosphere.2017.12.159.
- [8] S. S. Sri Shalini S and K. Joseph, “State of The Art Strategies for Successful Anammox Startup and Development: A Review,” *Int. J. Waste Resour.*, vol. 04, no. 04, 2014, doi: 10.4172/2252-5211.1000168.
- [9] X. Liu, D. Wang, and W. Zhang, “Rapid start-up of anammox reactor using granular sludge supported on activated carbon,” *Glob. Nest J.*, vol. 22, no. 3, pp. 289–296, 2020, doi: 10.30955/gnj.003426.
- [10] M. Oshiki, T. Awata, T. Kindaichi, H. Satoh, and S. Okabe, “Cultivation of planktonic anaerobic ammonium oxidation (anammox) bacteria using membrane bioreactor,” *Microbes Environ.*, vol. 28, no. 4, pp. 436–443, 2013, doi: 10.1264/jsme2.ME13077.
- [11] Q. Wei *et al.*, “Nitrogen removal properties in a continuous marine anammox bacteria reactor under rapid and extensive salinity changes,” *Chemosphere*, vol. 148, pp. 444–451, Apr. 2016, doi: 10.1016/j.chemosphere.2016.01.041.
- [12] A. A. Van De Graaf, P. De Bruijn, L. A. Robertson, M. S. M. Jetten, and J. G. Kuenen, “Autotrophic growth of anaerobic ammonium-oxidizing micro-organisms in a fluidized bed reactor,” *Microbiology*, vol. 142, no. 8, pp. 2187–2196, 1996, doi: 10.1099/13500872-142-8-2187.
- [13] Zulkamaini, *Discovery and Application Anammox*. Padang: Andalas University Press, 2020.
- [14] H. Chen, H.-Y. Y. Hu, Q.-Q. Q. Chen, M.-L. L. Shi, and R.-C. C. Jin, “Successful Start-up of The Anammox Process: Influence of The Seeding Strategy on Performance and Granule Properties,” *Bioresour. Technol.*, vol. 211, pp. 594–602, Jul. 2016, doi: 10.1016/j.biortech.2016.03.139.
- [15] Zulkamaini, Q. Yujie, R. Yamamoto-Ikemoto, and N. Matsuura, “One-Stage Nitrification/Anammox Process Using a Biofilm Reactor with Two-Inflow,” *J. Water Environ. Technol.*, vol. 16, no. 2, 2018, doi: 10.2965/jwet.17-050.
- [16] L. Xiong *et al.*, “Start-up characteristics of a granule-based anammox UASB reactor seeded with anaerobic granular sludge,” *Biomed Res. Int.*, vol. 2013, 2013, doi: 10.1155/2013/396487.
- [17] R. P. Putra, Zulkamaini, and P. S. Komala, “Start-Up Anammox Process Using Sludge from Koto Baru Lake as Inoculum,” *Teknol. Lingkungan.*, vol. 21, no. 2, pp. 138–146, 2020.
- [18] Y. Kawagoshi, Y. Nakamura, H. Kawashima, K. Fujisaki, A. Fujimoto, and K. Furukawa, “Enrichment culture of marine anaerobic ammonium oxidation (anammox) bacteria from sediment of sea-based waste disposal site,” *J. Biosci. Bioeng.*, vol. 107, no. 1, pp. 61–63, 2009, doi: 10.1016/j.jbiosc.2008.10.003.
- [19] T. Kindaichi *et al.*, “Enrichment using an up-flow column reactor and community structure of marine anammox bacteria from coastal sediment,” *Microbes Environ.*, vol. 26, no. 1, pp. 67–73, 2011, doi: 10.1264/jsme2.ME10158.
- [20] T. Kindaichi, T. Awata, K. Tanabe, N. Ozaki, and A. Ohashi, “Enrichment of marine anammox bacteria in Hiroshima Bay sediments,” *Water Sci. Technol.*, vol. 63, no. 5, pp. 964–969, 2011, doi: 10.2166/wst.2011.277.
- [21] M. Strous, J. J. Heijnen, J. G. Kuenen, and M. S. M. Jetten, “The sequencing batch reactor as a powerful tool for the study of slowly growing anaerobic ammonium-oxidizing microorganisms,” *Appl. Microbiol. Biotechnol.*, vol. 50, no. 5, pp. 589–596, 1998, doi: 10.1007/s002530051340.

- [22] Y. Kawagoshi, Y. Nakamura, H. Kawashima, K. Fujisaki, K. Furukawa, and A. Fujimoto, "Enrichment of marine anammox bacteria from seawater-related samples and bacterial community study," *Water Sci. Technol.*, vol. 61, no. 1, pp. 119–126, 2010, doi: 10.2166/wst.2010.796.



# Anaerobic Ammonium Oxidation Performance in Shrimp Pond Wastewater Treatment

## ORIGINALITY REPORT

23%

SIMILARITY INDEX

16%

INTERNET SOURCES

19%

PUBLICATIONS

%

STUDENT PAPERS

## PRIMARY SOURCES

- |   |   |    |
|---|---|----|
| 1 | <a href="http://ejournal.bppt.go.id">ejournal.bppt.go.id</a><br>Internet Source   | 2% |
| 2 | <a href="http://jurnal.ugm.ac.id">jurnal.ugm.ac.id</a><br>Internet Source   | 2% |
| 3 | <a href="http://link.springer.com">link.springer.com</a><br>Internet Source   | 2% |
| 4 | Luong Van Duc, Bongkeun Song, Hiroaki Ito, Takehide Hama, Masashi Otani, Yasunori Kawagoshi. "High growth potential and nitrogen removal performance of marine anammox bacteria in shrimp-aquaculture sediment", Chemosphere, 2018<br>Publication | 1% |
| 5 | <a href="http://media.neliti.com">media.neliti.com</a><br>Internet Source   | 1% |
| 6 | Niko Prasetyo, Wiji Utami, Ria Armunanto, Thomas S. Hofer. "Exploring structure and dynamics of solvated Ca(II) in liquid ammonia: A quantum mechanical charge field (QMCF)   | 1% |



molecular dynamics simulation", Journal of Molecular Liquids, 2017

Publication

---

- 7 Kindaichi, Tomonori, Takanori Awata, Yuichiro Mugimoto, Rathnayake M.L.D. Rathnayake, Shinsuke Kasahara, and Hisashi Satoh. "Effects of organic matter in livestock manure digester liquid on microbial community structure and in situ activity of anammox granules", Chemosphere, 2016. 1 %
- Publication
- 

- 8 Rongrong Cui, Hui Gong, You Xu, Enhui Xu, Dianhai Yang, Guowei Gu, Xiaohu Dai. "One-stage partial nitrification-anammox treatment of reject water from high-solid-sludge anaerobic digestion with thermal hydrolysis pretreatment: Inhibition and system recovery", Journal of Environmental Chemical Engineering, 2022 1 %
- Publication
- 

- 9 [journal.hep.com.cn](http://journal.hep.com.cn) 1 %
- Internet Source
- 

- 10 [www.bcwwa.org](http://www.bcwwa.org) 1 %
- Internet Source
- 

- 11 Muhammad Ilhamdi Rusydi, Dany Saputra, Dicky Anugrah, Syafii, Agung Wahyu Setiawan, Minoru Sasaki. "Real Time Control of Virtual Menu Based on EMG Signal from Jaw", 2018 1 %

# 3rd Asia-Pacific Conference on Intelligent Robot Systems (ACIRS), 2018

Publication

12

Ni, S.Q.. "The kinetics of nitrogen removal and biogas production in an anammox non-woven membrane reactor", *Bioresource Technology*, 201008

Publication

1 %

13

Sherif Ismail, Mohamed Elsamadony, Ahmed Elreedy, Manabu Fujii, Ahmed Tawfik. "Physico-chemical and microbial characterization of compartment-wise profiles in an anammox baffled reactor", *Journal of Environmental Management*, 2019

Publication

1 %

14

[dspace.usc.es](https://dspace.usc.es)

Internet Source

1 %

15

Ying-Cui Yu, Da-Wen Gao, Yu Tao. "Anammox start-up in sequencing batch biofilm reactors using different inoculating sludge", *Applied Microbiology and Biotechnology*, 2012

Publication

1 %

16

[coek.info](http://coek.info)

Internet Source

1 %

17

[www.researchgate.net](http://www.researchgate.net)

Internet Source

1 %

[www.science.gov](http://www.science.gov)

18

1 %

19

Hyokwan Bae, Minkyu Choi, Changsoo Lee, Yun-Chul Chung, Young Je Yoo, Seockheon Lee. "Enrichment of ANAMMOX bacteria from conventional activated sludge entrapped in poly(vinyl alcohol)/sodium alginate gel", Chemical Engineering Journal, 2015

&lt;1 %

Publication

20

Li, Jin, Zhimin Qiang, Deshuang Yu, Dan Wang, Peiyu Zhang, and Yue Li. "Performance and microbial community of simultaneous anammox and denitrification (SAD) process in a sequencing batch reactor", Bioresource Technology, 2016.

&lt;1 %

Publication

21

Lukas Pacek, Pavel Svehla, Helena Hrnčirová, Josef Radechovský. "Rapid achievement of nitrification in CSTR and SBR treating reject water at high ammonia levels", Desalination and Water Treatment, 2015

&lt;1 %

Publication

22

Shubhaneel Neogi, Priyanka Sarkar, Pradip K. Chatterjee, Subhasish Dutta, Apurba Dey. "Anammox technology for the food industry nitrogenous wastewater treatment", Elsevier BV, 2021

&lt;1 %

Publication

23

Yujie Qin, Bin Han, Yan Cao, Tongyu Wang. "Impact of substrate concentration on anammox-UBF reactors start-up", *Bioresource Technology*, 2017

Publication

<1 %

24

[ir.lib.uwo.ca](http://ir.lib.uwo.ca)

Internet Source

<1 %

25

James C. Widman. "Toxicity of Un-ionized Ammonia, Nitrite, and Nitrate to Juvenile Bay Scallops, *Argopecten irradians irradians*", *Archives of Environmental Contamination and Toxicology*, 04/2008

Publication

<1 %

26

Kazuichi Isaka, Yasuhiro Date, Tatsuo Sumino, Sachiko Yoshie, Satoshi Tsuneda. "Growth characteristic of anaerobic ammonium-oxidizing bacteria in an anaerobic biological filtrated reactor", *Applied Microbiology and Biotechnology*, 2006

Publication

<1 %

27

Tao Wang, Xian Wang, Luzi Yuan, Zheng Luo, Hengue Kwame Indira. "Start-up and operational performance of Anammox process in an anaerobic baffled biofilm reactor (ABBR) at a moderate temperature", *Bioresource Technology*, 2019

Publication

<1 %

28

Internet Source

&lt;1 %

29

[www.jstage.jst.go.jp](http://www.jstage.jst.go.jp)

Internet Source

&lt;1 %

30

Cao, Shenbin, Rui Du, Meng Niu, Baikun Li, Nanqi Ren, and Yongzhen Peng. "Integrated anaerobic ammonium oxidization with partial denitrification process for advanced nitrogen removal from high-strength wastewater", *Bioresource Technology*, 2016.

Publication

&lt;1 %

31

Panqing Qi, Jin Li, Huiyu Dong, Dan Wang, Yuntai Bo. "Performance of anammox process treating nitrogen-rich saline wastewater: Kinetics and nitrite inhibition", *Journal of Cleaner Production*, 2018

Publication

&lt;1 %

32

Zulkarnaini, Qin Yujie, Ryoko Yamamoto-Ikemoto, Norihisa Matsuura. "One-Stage Nitritation/Anammox Process Using a Biofilm Reactor with Two-Inflow", *Journal of Water and Environment Technology*, 2018

Publication

&lt;1 %

33

Z Zulkarnaini, B Primasari, D J Saputra. "Performance of anammox biofilm reactor under tropical temperature", *IOP Conference*

&lt;1 %

# Series: Materials Science and Engineering, 2021

Publication

---

---

Exclude quotes      On

Exclude matches      Off

Exclude bibliography      On