



Select Language ▼

Issues

Select Year 2018 ▼

Issue 31 May - Volume 2017, Issue 2, Pages 319 - 620 ▼

Issue Navigation

RESEARCH ARTICLES

Determination of the surface properties of kaolinite by inverse gas chromatography **FREE**

Ceyda Bilgiç

Abstract ▼

View article

PDF

Effect of PVP content and polymer concentration on polyetherimide (PEI) and polyacrylonitrile (PAN) based ultrafiltration membrane fabrication and characterization **FREE**

Sevgi Güneş-Durak; Türkan Ormancı-Acar; Neşe Tüfekci

Abstract ▼

View article

PDF

Influence of water matrix species on persulfate oxidation of phenol: reaction kinetics and formation of undesired degradation byproducts **FREE**

Jie Ma; Haiyan Li; Yongqi Yang; Xuening Li

Skip to Main Content

Abstract ▼

View article

Supplementary data

PDF

Runoff prediction using rainfall data from microwave links: Tabor case study **FREE**

David Stransky; Martin FencI; Vojtech Bares

[Abstract](#) ▾[View article](#)[PDF](#)

Rapid cultivation of aerobic granular sludge by xanthan gum in SBR reactors **FREE**

Sha Liu; Hanhui Zhan; Yaqi Xie; Weijiang Shi; Siming Wang

[Abstract](#) ▾[View article](#)[PDF](#)

Direct dosage of reactivated carbon from waterworks into the activated sludge tank for removal of organic micropollutants **FREE**

M. Lübken; P. Kosse; K. Clausen; B. Pehl; T. Bendt ...

[Abstract](#) ▾[View article](#)[PDF](#)

Adsorption performance of Cd(II), Cr(III), Cu(II), Ni(II), Pb(II) and Zn(II) by aminated solution-blown polyacrylonitrile micro/nanofibers **FREE**

Huiqing Lou; Xianzhong Cao; Xin Yan; Lina Wang; Zengbin Chen

[Abstract](#) ▾[View article](#)[PDF](#)

Optimization of kinetics and operating parameters for the bioleaching of heavy metals from sewage sludge, using co-inoculation of two *Acidithiobacillus* species **FREE**

Haifei Li; Maoyou Ye; Li Zheng; Yanbin Xu; Shuiyu Sun ...

[Abstract](#) ▾[View article](#)[PDF](#)

Optimization of ozonation and peroxone process for simultaneous control of micropollutants and bromate in wastewater **FREE**

Songkeart Phattarapattamawong; Andreas Marius Kaiser; Ernis Saracevic; Heidemarie Paula Schaar; Jörg Krampe

[Abstract](#) ▾[View article](#)[PDF](#)

Skip to main content

A large eddy simulation study to assess low-speed wind and baffle orientation effects in a water treatment sedimentation basin **FREE**

Danial Goodarzi; Kaveh Sookhak Lari; Abolghasem Alighardashi

[Abstract](#) ▾[View article](#)[PDF](#)

Seasonal odor impact range of selected wastewater treatment plants – modeling studies using Polish reference model **FREE**

Izabela Sówka; Yaroslav Bezyk; Agnieszka Grzelka; Urszula Miller; Łukasz Pachurka

[Abstract](#) ▾[View article](#)[PDF](#)

Effects of tetracycline and ibuprofen on the relative abundance of microbial eukaryotic and bacterial populations in wastewater treatment **FREE**

H. Abdelrahman; G. M. Islam; K. A. Gilbride

[Abstract](#) ▾[View article](#)[Supplementary data](#)[PDF](#)

Effect of boundary conditions on the performance of a dropshaft with an internal divider **FREE**

Jiafang Wei; Yiyi Ma; David Z. Zhu; Jian Zhang

[Abstract](#) ▾[View article](#)[PDF](#)

A comparison of alum sludge with peat for aqueous glyphosate removal for maximizing their value for practical use **FREE**

Yae Wang; Baiming Ren; Yaqian Zhao; Anthony English; Martin Cannon

[Abstract](#) ▾[View article](#)[PDF](#)

Levels of perfluorinated compounds (PFCs) in groundwater around improper municipal and industrial waste disposal sites in Thailand and health risk assessment **FREE**

Chanidaporn Hongkachok; Suwanna Kitpati Boontanon; Narin Boontanon; Shigeo Fujii; Shuhei Tanaka ...

[Skip to Main Content](#)

[Abstract](#) ▾[View article](#)[PDF](#)

A novel approach to quantifying elemental sulfur (S⁰) in environmental samples **FREE**

Yu Wang; Feixiang Zan; Gang Guo; Tianwei Hao; Jing Wang ...

[Abstract](#) ▾[View article](#)[PDF](#)

Photo-Fenton degradation of ethyl xanthate catalyzed by bentonite-supported Fe(II)/phosphotungstic acid under visible light irradiation **FREE**

Guangtao Wei; Yunshang Li; Shuya Cai; Zhongmin Li; Jihua Mo ...

[Abstract](#) ▾[View article](#)[PDF](#)

Dynamic characterization of a FeCl₃-dosed anaerobic membrane bioreactor (AnMBR) treating municipal wastewater **FREE**

Qirong Dong; Wayne Parker; Martha Dagnev

[Abstract](#) ▾[View article](#)[PDF](#)

Composites of ZnO nanoparticles and biomass based activated carbon: adsorption, photocatalytic and antibacterial capacities **FREE**

G. J. F. Cruz; M. M. Gómez; J. L. Solis; J. Rimaycuna; R. L. Solis ...

[Abstract](#) ▾[View article](#)[PDF](#)

Studies on desorption and regeneration of natural pumice for iron removal from aqueous solution **FREE**

S. Indah; D. Helard; A. Binuwara

[Abstract](#) ▾[View article](#)[PDF](#)

Biodegradation of textile wastewater: enhancement of biodegradability via the addition of co-substrates followed by phytotoxicity analysis of the effluent **FREE**

María Belén Ceretta; Ignacio Durruty; Ana Micaela Ferro Orozco; Jorge Froilán González; Erika Alejandra Wolski

[Abstract](#) ▾[View article](#)[Supplementary data](#)[PDF](#)

Skip to main content

Improved ciprofloxacin removal by a Fe(VI)-Fe₃O₄/graphene system under visible light irradiation **FREE**

Shunping Fang; Zhengwei Zhou; Jinjuan Xue; Guangyu He; Haiqun Chen

[Abstract](#) ▾[View article](#)[PDF](#)

Simultaneous removal of cationic methylene blue and anionic reactive red 198 dyes using magnetic activated carbon nanoparticles: equilibrium, and kinetics analysis **FREE**

Samer Abuzerr; Maher Darwish; Amir Hossein Mahvi

[Abstract](#) ▾[View article](#)[PDF](#)

Wastewater management approach in an industrial park **FREE**

J. Liu; M. Tang

[Abstract](#) ▾[View article](#)[PDF](#)

Astlingen – a benchmark for real time control (RTC) **FREE**

Manfred Schütze; Maja Lange; Michael Pabst; Ulrich Haas

[Abstract](#) ▾[View article](#)[PDF](#)

Study of hybrid membrane filtration and photocatalysis for removal of perfluorooctanoic acid (PFOA) in groundwater **FREE**

Apisara Boonya-atichart; Suwanna Kitpatit Boontanon; Narin Boontanon

[Abstract](#) ▾[View article](#)[PDF](#)

Adsorptive removal of phosphate from aqueous solutions using different types of red mud **FREE**

Tengfei Guo; Haiquan Yang; Qingyou Liu; Hannian Gu; Ning Wang ...

[Abstract](#) ▾[View article](#)[PDF](#)

[Skip to Main Content](#) Performance and adsorption mechanism of a magnetic calcium silicate hydrate composite for phosphate removal and recovery **FREE**

Lihong Peng; Hongliang Dai; Yifeng Wu; Zheqin Dai; Xiang Li ...



Editorial Board

Editor-in-Chief

Wolfgang Rauch, University of Innsbruck, Austria

Core Editor Team

James Ball, University of Technology, Sydney, Australia

Jo Burgess, Water Research Commission, South Africa

Günter Langergraber, University of Natural Resources, Austria

Jeroen G. Langveld, Delft University of Technology, The Netherlands

Marie-Noelle Pons, CNRS Université de Lorraine, Nancy, France

Leiv Rieger, inCTRL Solutions Inc., Canada

Ivana Teodorovic, University of Novi Sad Faculty of Sciences, Serbia

Guoren Xu, Harbin Institute of Technology, China

Editors

Aminuddin Ab Ghani, Universiti Sains Malaysia, Malaysia

Srijan Aggarwal, University of Alaska Fairbanks, USA

Míriam Amaral, Universidade Federal de Minas Gerais, Brazil

Idil Arslan-Alaton, Istanbul Technical University, Turkey

Nazik Artan, Istanbul Technical University, Turkey

Akintunde Babatunde, University of Leeds, UK

Skip to **Juan Antonio Baeza**, Universitat Autònoma de Barcelona, Spain

Giorgio Bertanza, University of Brescia, Italy

Tobias Bleninger, Federal University of Paraná, Brazil

Camilla Braguglia, Water Research Institute, Italy
Andrea G. Capodaglio, University of Pavia, Italy
Diana Catalina Rodriguez, Universidad de Antioquia, Colombia
Daniele Cecconet, University of Pavia, Italy
Evans Chirwa, South Africa
Meng Nan Chong, Monash University, Malaysia
Nicolas Derlon, Eawag, Switzerland
Gabriele Freni, Università di Enna Kore, Italy
Dawen Gao, Harbin Institute of Technology, China
Sergi Garcia Segura, Arizona State University, USA
Simon Gonzalez, National Autonomous University of Mexico
Jianhua Guo, The University of Queensland, Australia
Faisal Hai, University of Wollongong, Australia
Willie Harper, Air Force Institute of Technology, Ohio, USA
Harald Horn, Karlsruhe Institute of Technology, Germany
Xia Huang, Tsinghua University, China
Yuk Feng Huang, Universiti Tunku Abdul Rahman, Malaysia
Changwon Kim, Pusan University, Busan, Korea
Manfred Kleidorfer, University of Innsbruck, Austria
Daniele Biagio Laucelli, Politecnico di Bari, Italy
Olivier Lefebvre, National University of Singapore, Singapore
Zifu Li, University of Science and Technology, Beijing, China
Dezhao Liu, Zhejiang University, China
Giorgio Mannina, Università di Palermo, Italy
Giuseppe Mascolo, Istituto di ricerca sulle acque Consiglio Nazionale delle Ricerche, Italy
Victor Matamoros, Institute of Environmental Assessment and Water Research (IDAEA), Spain
Lucas Meili, Federal University of Alagoas, Brazil
Leopoldo Mendosa Espinosa, Autonomous University of Baja California, Mexico
Tobias Morck, Universität Kassel, Germany
Eberhard Morgenroth, ETH Zuerich / EAWAG Duebendorf, Switzerland
Mu. Naushad, King Saud University, Saudi Arabia
Adalberto Noyola, Universidad Nacional Autónoma de México
Isabel Oller, CIEMAT-Plataforma Solar de Almería, Spain

[Skip to Main Content](#)

Gustaf Olsson, Lund University, Sweden
Banu Örmeci, Carleton University, Canada
Elías Razo-Flores, IPICYT, Mexico
Luigi Rizzo, University of Salerno, Italy
Jorge Rodríguez, Masdar Institute of Science and Technology, United Arab Emirates
Roisin Rooney, European Commission, Italy
Fabrizio Sabba, Northwestern University, USA
Lotfi Sellaoui, Monastir University, Tunisia
Mika Sillanpää, University of Electronic Science and Technology, China
Robert Sitzenfrei, University of Innsbruck, Austria
Ho Kyong Shon, University of Technology Sydney (UTS), Australia
Katerina Stamatelatos, Democritus University of Thrace, Greece
Darren Sun, Nanyang Technological University, Singapore
Karl Svardal, TU Wien, Austria
Hai Nguyen Tran, Duy Tan University, Vietnam
Ngoc Han Tran, National University of Singapore, Singapore
Yiu Fai Tsang, The Education University of Hong Kong, Hong Kong
Stijn Van Hulle, Ghent University, Belgium
S Vasudevan, CSIR-CECRI, India
Paola Verlicchi, University of Ferrara, Italy
Matthew Wade, Newcastle University, UK
Zongsu Wei, Aarhus University, Denmark
Thomas Wintgens, University of Applied Sciences Northwestern Switzerland
Miaomiao Ye, Zhejiang University, China

Special Issue Editors for Recent Advances in Pond and Algal Technologies for Wastewater Treatment and Resource Recovery

Raúl Muñoz Torre, Spain
Miller A. Camargo-Valero, United Kingdom
Raquel Lebrero Fernández, Spain
Esther Arnaiz Rodrigo, Spain
Ignacio de Godos Crespo, Spain

[Skip to main content](#)

Special Issue Editors for Making Water Smart - preparing the water sector for the data and autonomy revolution

Matthew Wade, Newcastle University, United Kingdom

Victorial Ruano Garcia, University of Valencia, Spain

Jean-Philippe Steyer, INRA, France

Special Issue Editors for Design, Operation and Economics of Large Wastewater Treatment Plants

Jörg Krampe, TU Wien, Vienna, Austria

Norbert Jardin, Ruhrverband, Essen, Germany

Vanessa Parravicini, TU Wien, Vienna, Austria

Jiri Wanner, UCT Prague, Czech Republic

Miklos Patziger, BME, Budapest, Hungary

Special Issue Editors for Advanced adsorbents to remove special pollutants from water and wastewater

Lucas Meili, Federal University of Alagoas, Brazil

Melissa Vieira, University of Campinas, Brazil

Marie-Noelle Pons, CNRS Université de Lorraine, France

[Water Science & Technology](#)

ISSN 0273-1223 EISSN 1996-9732

 [Cart](#)

[Subscriptions](#)

[FAQ](#)

[Journals](#)
[Skip to Main Content](#)
[eBooks](#)

[Contact us](#)

[Sign Up for Our Mailing List](#)

[Open Access](#)

[Collections](#)

Studies on desorption and regeneration of natural pumice for iron removal from aqueous solution

S. Indah, D. Helard and A. Binuwara

ABSTRACT

To make the adsorption process more economic and environmental friendly, it is necessary to study desorption and reutilization of the adsorbents. In the present study, the effectiveness of natural pumice in removal of iron from aqueous solution was investigated in several sorption-desorption cycles. The desorption characteristics of previously adsorbed iron ions on natural pumice were tested by various desorbing agents such as HCl, NaOH and aquadest. Among them, HCl showed the highest desorption efficiency (37.89%) with 0.1 M of concentration and 60 min of contact time. The removal efficiency of iron ions in reused natural pumice could be maintained up to 90% in the third cycle of adsorption. The results indicate that although complete desorption was not achieved, natural pumice from Sungai Pasak, West Sumatra, Indonesia, can be sufficiently reused up to three cycles of adsorption-desorption.

Key words | desorption, iron, pumice, regeneration

S. Indah (corresponding author)

D. Helard

A. Binuwara

Department of Environmental Engineering, Faculty of Engineering,

Andalas University,

Kampus Unand Limau Manis, Padang, West

Sumatra 25163,

Indonesia

E-mail: shintaindah@ft.unand.ac.id

INTRODUCTION

Adsorption is known as one of the major unit operations used for removal of various pollutants from water and wastewater. It can be selectively used for removal of certain pollutants by selection of a suitable adsorbent. Low cost adsorbents prepared from rice husk, coconut husk, pine bark waste, tea leaves, mushroom compost, crude olive stones, volcanics, zeolite, perlite, pumice and kaolinite have been used/found effective in removal of heavy metals (Acemioglu 2004; Ahluwalia & Goyal 2005; Ruggieri *et al.* 2008; Steinhäuser & Bichler 2008; Abdulrasaq & Basiru 2010; Nieto *et al.* 2010; Malakootian *et al.* 2011; Kütahyalı *et al.* 2012; Kamarudzaman *et al.* 2013; Sepehr *et al.* 2014; Zhang *et al.* 2014; Keçeli 2015). In our earlier research, investigation was carried out for removal of iron and manganese by using adsorbents prepared from maize husk and natural pumice. The results showed that those adsorbents have potential for metals removal from water (Indah *et al.* 2016; Indah *et al.* 2017). However, the used adsorbent has to be discarded after it becomes exhausted. The disposal of adsorbent may generate a problem in the environment and the utilization of minerals like natural pumice as adsorbent may reduce the availability of natural resources. Therefore, the regeneration and reuse of the adsorbents is important to make the operation environmentally friendly and

minimize the requirement for adsorbent. In this sense, desorption and reutilization of the adsorbents in adsorption-desorption cycles could help in reducing the residues.

The desorption can be carried out by means of various mechanisms such as ion exchange and complexation, where metals are desorbed from the adsorbent by a proper eluent to produce a small, concentrated volume of metal-containing solution, from which metals could potentially be recovered (Njikam & Schiewer 2012). Studies have shown that acidic, basic and neutral solutions can be used as desorbing agents (Aldor *et al.* 1995; Bux *et al.* 1996; Wankasi *et al.* 2005). Desorption can be also carried out by chelating agents (EDTA) or exchange with other ions (i.e. CaCl₂) (Beolchini *et al.* 2003; Sekhar *et al.* 2004). The choice of desorbing agent depends on the kind of adsorbent used and the metals adsorbed. An effective desorbing agent is one that desorbs the metal entirely without degradation of the properties of the adsorbent. After elution, concentrated metals can be recovered by electrochemical or other conventional techniques (Sekhar *et al.* 2004). The regeneration process can be necessary to maximize the function and capability of the adsorbent used, and the reuse of the adsorbent is required in order to make the process economic and environmentally friendly.

In the present study, the characteristics for desorption and regeneration of iron ions adsorbed onto natural pumice was investigated with various desorbing agents since only few investigations have been reported on the regeneration of natural pumice. This paper reports a study on the ability of acidic, basic and neutral solutions to recover iron already adsorbed by natural pumice and the possibility of the adsorbent to be regenerated or not after exhaustion. In order to investigate the regeneration ability of the natural pumice, sequential adsorption-desorption cycles were repeated three times using the same adsorbent.

MATERIALS AND METHODS

Preparation of adsorbent

Pumice stone was collected at the riverside of Sungai Pasak, West Sumatra, Indonesia, as a byproduct of the process of sand mining in that area. It was washed with distilled water several times and dried out at room temperature. The stone was crushed and sieved in order to produce the desired particle size fractions. A scanning electron microscope (SEM, model S-3400N, Hitachi, Japan) was used to observe the surface morphology of that pumice.

Preparation of iron solution

Iron solutions with known concentrations were prepared by dissolving $\text{Fe}(\text{NH}_4)_2(\text{SO}_4)_2 \cdot 6\text{H}_2\text{O}$ in deionized water.

Adsorption experiments

Batch adsorption experiments were carried out at room temperature (20–25 °C) by optimum dose of adsorbent (0.3 mg/L), contact time (60 min), diameter of adsorbent (<149 μm), pH of solution (5) and initial concentration (15 mg/L) as obtained in the previous study. In each experiment, 100 ml of iron solution was contacted with pumice in an Erlenmeyer flask and gently agitated at 100 rpm. After 60 min of contact time, the mixture was filtered by using Whatman's filter paper no. 42, and the concentration of iron in the filtrate was determined by atomic absorption spectrometry (Rayleigh WFX 320, China). The amount of iron ions adsorbed by the pumice was obtained as the difference between the initial and final concentration of the solutions. All experiments were repeated three times, and results presented are consequently the averaged values of replicate tests.

The percentage removal of iron were calculated by using the following equations:

$$\%R = \frac{100(C_0 - C_e)}{C_0} \quad (1)$$

The adsorption amount of iron per gram (g) of adsorbent (mg/g) is

$$q_e = \frac{C_0 - C_e}{W} \times V \quad (2)$$

where C_0 is the initial concentration of iron (mg/L), C_e is the equilibrium concentration of iron (mg/L), V is the volume of the solution (L), and W is the mass of the pumice (g).

Desorption and regeneration experiments

The reuse of the natural pumice was considered in consecutive sorption-desorption cycles. For the desorption experiment, previously adsorbed iron ions on natural pumice were transferred to a flask containing 100 mL of desorbing agent such as HCl, NaOH and distilled water. The mixture was shaken at 100 rpm using a shaker (Innova 2300, New Brunswick, USA) at room temperature for 1 hour. The desorption efficiency of iron ions from the natural pumice was calculated as the ratio between the amount of iron ions desorbed and the amount of iron ions adsorbed (Equation (3)). In the regeneration experiment, the iron-loaded adsorbent that was eluted by the desorbing agents was thoroughly washed three times with deionized water to remove any traces of desorbing agent, and then mixed again in wastewater containing iron ions for the next adsorption cycle. This procedure was employed for three consecutive cycles.

$$\text{Percent of desorption} = \frac{\text{Concentration of metal desorbed}}{\text{Concentration of metal adsorbed}} \times 100\% \quad (3)$$

RESULTS AND DISCUSSION

Pore structure of pumice from Sungai Pasak, West Sumatra, Indonesia

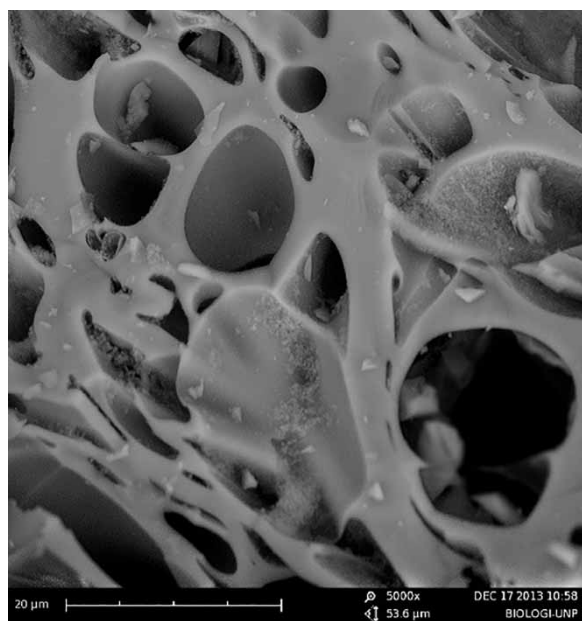
Si, Al and Fe are the major elements in natural pumice from Sungai Pasak, as shown in Table 1 as determined by energy

Table 1 | Elemental composition of natural pumice from Sungai Pasak, West Sumatra, Indonesia

Element	% weight
O	56.38
Na	0.49
Mg	0.06
Al	3.89
Si	32.56
K	2.41
Ca	1.2
Fe	3

dispersive X-ray analysis (EDX). Other elements, except K, Ca, Na and Mg, were present in relatively smaller amounts (less than 3%). The EDX measurement indicated that the oxides of Si, Al and Fe were the major constituents of the pumice. Similar values were reported by [Alemayehu & Lennartz \(2009\)](#) and [Asere *et al.* \(2017\)](#). The elemental compositions of the pumice also indicate the absence of hazardous or carcinogenic substances, thus natural pumice is considered appropriate as an adsorbent to treat polluted water.

The SEM image showed the surface morphology of natural pumice from Sungai Pasak, West Sumatra as displayed in [Figure 1](#). The image indicated that the pumice had a highly porous, smooth surface, with a cellular and

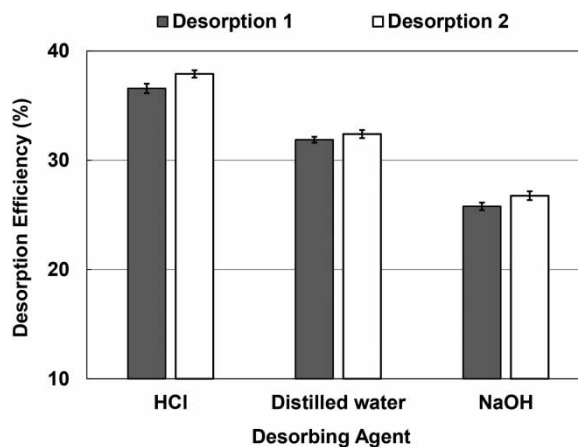
**Figure 1** | SEM micrograph of natural pumice from Sungai Pasak, West Sumatra, Indonesia.

irregular texture with larger cavities, which provides suitable sites for adsorption.

Desorption studies

Desorption studies contribute to clarifying the mechanism of metal ion removal and recovery from metal-loaded adsorbent and also for the regeneration and recycling of spent adsorbents, which in turn may reduce operational cost and protect the environment. [Figure 2](#) shows the desorption efficiencies for iron ions using three kinds of desorbing agent were in the range of 25–37%. It was also noticeable from the figure that desorption in the acidic media for iron ions was more rapid than in basic and neutral media. At the end of the study time of 60 min, over 36.57% and 37.89% of iron was recovered from the pumice adsorbent by the acidic reagent for desorption 1 and 2, respectively. With NaOH as a basic reagent, the desorption efficiencies were 25.78% and 26.75% for desorption 1 and 2. Moreover, 31.87% and 32.39% of desorption was recorded for distilled water (neutral media). A slight increase in desorption efficiencies was observed (approximately 1%) at the second desorption cycle (desorption 2) possibly due to the accumulation of iron that could not release at the second adsorption (adsorption 2).

The highest iron recovery from the iron-laden pumice was observed in an acid medium. This is probably because in acidic medium the functional groups in the natural pumice become protonated and do not attract the positively charged metal ions, and so the protons replace the bound metal ions. The poor desorption of less than 30% observed in basic medium may be due to the coordinating ligands being deprotonated, hence bound metal ions find it difficult

**Figure 2** | Effect of desorption media on the recovery of iron from iron loaded natural pumice.

to be detached from the adsorbent. Similar results was obtained by Wankasi *et al.* (2005), who studied desorption of Pb^{2+} and Cu^{2+} from Nipa palm (*Nypa fruticans Wurm*) biomass. The result confirmed that acidic medium (HCl) constitutes the best desorbing agent as it has the highest desorption efficiency, over 70 and 60% for Pb^{2+} and Cu^{2+} , while basic and neutral media were less than 20% and 4% of both metal ions. In addition, Li *et al.* (2009) also investigated the regeneration of modified spent grain used for lead removal. They used desorbing agents like HCl, NaOH, NaCl and ultrapure water in their research. They observed that HCl was the most efficient desorbing agent with 86% of efficiency, whereas NaOH, NaCl and ultrapure water were not effective in removing the adsorbed lead. When HCl is used as a desorbing agent, the adsorbent surface is completely covered by H^+ ions while the coordination sphere of chelated metal ions is disrupted. Thereafter, the metal ions cannot compete with H^+ ions for adsorption sites and subsequently metal ions are released from the adsorbent surface into the solution. At the end of the desorption process, the adsorbent becomes totally protonated to be ready for the next adsorption cycle (Li *et al.* 2009).

Although complete desorption was not achieved, it is clear from the results that the HCl as an acidic medium was the best desorbing and recovery agent, compared with the NaOH as a basic medium and distilled water as a neutral medium. Desorption is a time dependent variable. The residence time is very essential because the higher the residence time, the longer the contact between the desorbing agent and the metal loaded adsorbent (Wankasi *et al.* 2005). However, residence time also must be relatively small in order to protect the deterioration of the biomass and enhance its recyclable lifetime. In this study, the desorption time was 60 min. It may be possible to obtain 100% desorption if the contact time is extended. Nevertheless, the reusability of the pumice must be considered, because the longer the adsorbent is in contact with the desorbing agent, the faster the adsorbent may lose its reusability.

Results of SEM analysis that observed the surface morphology of the natural pumice after iron adsorption and desorption are shown in Figure 3. It was revealed that desorption could affect the surface and pore condition of the natural pumice. After adsorption, it can be seen that small particles of amorphous precipitate adhere to the pumice

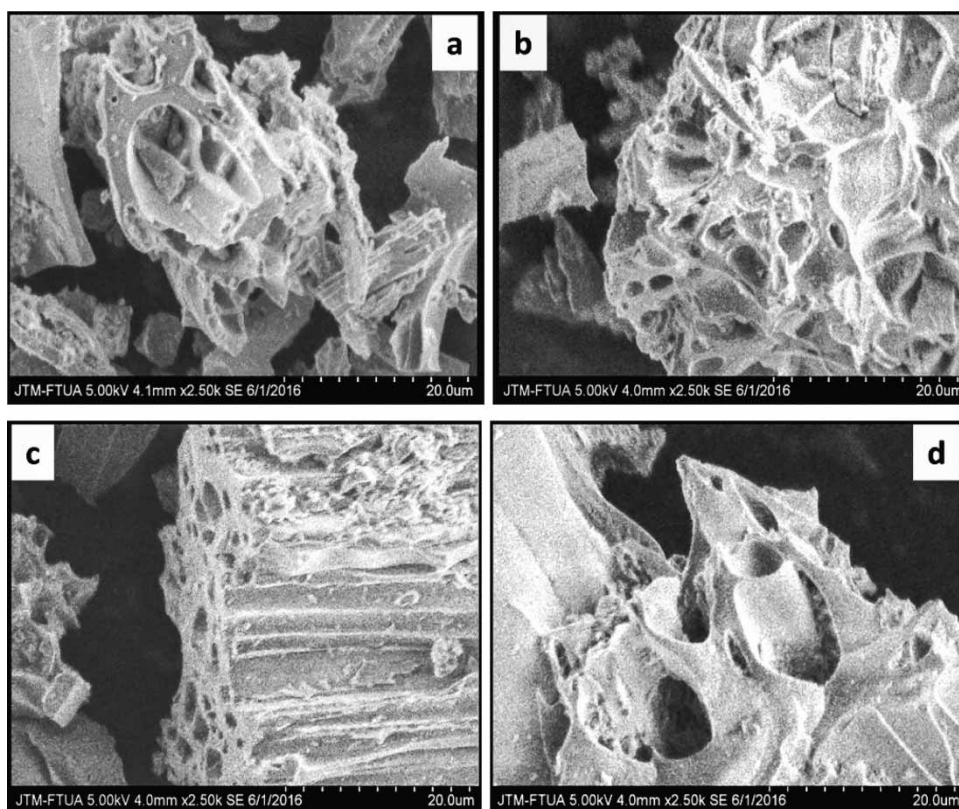


Figure 3 | SEM images of the natural pumice after iron adsorption (a), iron desorbed by HCl (b), distilled water (c) and NaOH (d).

surface, which may be due to the presence of iron ions on the pumice surface (Figure 3(a)). Different conditions of pumice surfaces were observed after desorption by different agents. A smoother surface, more porous and relatively regular texture were obtained in the natural pumice after being desorbed by HCl (Figure 3(b)), while a rough structure on surfaces was found in pumice desorbed by distilled water (Figure 3(c)) and NaOH (Figure 3(d)). This may due to the iron ions that still fill the natural cavities of the natural pumice.

Figures 4 and 5 show removal efficiency and iron uptake from three steps of adsorption with different desorbing agents. As shown in Figure 4, removal efficiency of iron ions for recycled pumice can be maintained at 90% even in the third cycle when using HCl as the desorbing agent. There is a slight decrease in removal efficiency obtained using pumice desorbed by distilled water and NaOH that

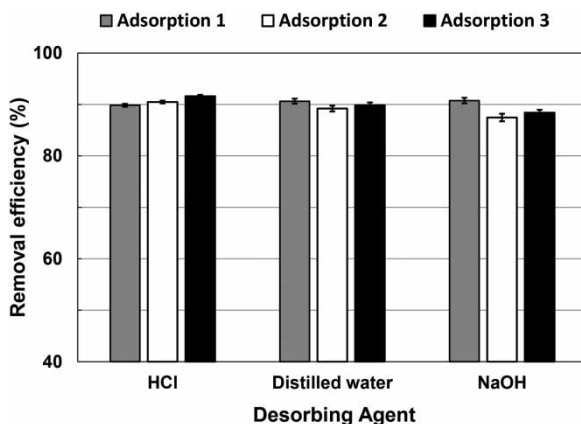


Figure 4 | Removal efficiencies of iron from three steps of adsorption with different desorbing agents.

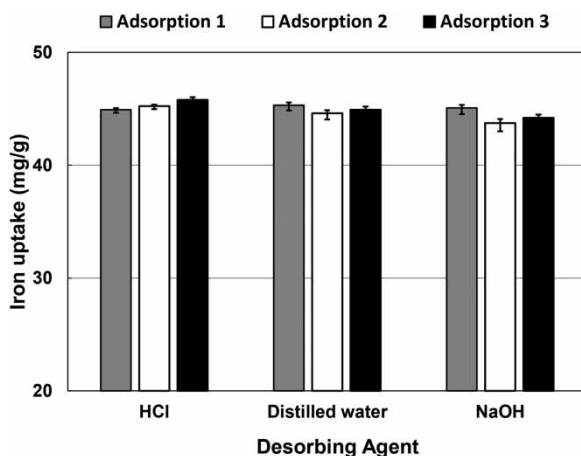


Figure 5 | Fe uptake from three steps of adsorption with different desorbing agents.

may due to incomplete desorption of iron ions. Similar trends were observed by Gupta & Babu (2009) as well as Kwon & Jeon (2012) in using a regenerated adsorbent that could be maintained at high efficiency for more than two cycles.

Figure 6 shows the amount of iron retained by natural pumice at the end of each adsorption or desorption step with different desorbing agents. At adsorption 1, when the fresh adsorbent was used, approximately 45 mg/g of iron uptake was obtained. The efficiency of HCl as a desorbing agent was relatively higher than that of distilled water and NaOH, confirmed by the lowest iron retained by the adsorbent at the end of desorption 1 and desorption 2 found when using HCl as desorbing agents. The reuse of the remaining natural pumice in a second and third adsorption cycle (adsorption 2 and adsorption 3) slightly increased the iron uptake or was retained by the natural pumice. This may be related to chemical changes in the natural pumice produced by acid solution (HCl). Many researchers reported that acid solution like HCl can be used to modify the adsorbents in order to improve their adsorption capacity. It may due to the ability of the acid solution to removal of impurities on the adsorbent surface, decreased the organic content of adsorbent, increased porosity, breakdown of the cell wall or generation of new sorption active sites (Sepehr et al. 2014). Consequently, it could be concluded that natural pumice from Sungai Pasak, West Sumatra, Indonesia can be sufficiently reused up to three cycles of adsorption-desorption.

Although three cycles of adsorption-desorption equilibrium studies is not enough to sufficiently access the desorption capacity of a desorbing agent, the study has demonstrated that the selection of an eluant may be influenced by the consideration of the reusability of the pumice

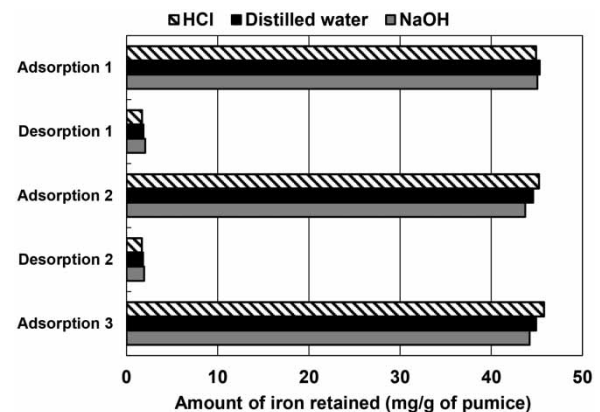


Figure 6 | Iron retained by the natural pumice after sorption-desorption cycles with different desorbing agents.

as well as the desorption kinetics. The results of this investigation are quite useful for further researches especially in trying concentration and time gradients to obtain the optimum working concentration for acid media and contact time for desorption.

CONCLUSIONS

This study focused on desorption and regeneration of natural pumice from Sungai Pasak, West Sumatra, Indonesia for iron removal from aqueous solution. For that, three adsorption-desorption cycles with different desorbing agents were conducted. The highest desorption efficiency was observed by using HCl 0.1 M as the desorbing agent within 60 min of contact time that offered 36.57% and 37.89% of efficiencies at desorption 1 and 2, compared with distilled water and NaOH. The experimental results also suggest that the removal efficiency of recycled natural pumice for iron ions can be kept up to 90% through three cycles, although there was a slight decrease when using distilled water and NaOH. Because of its excellent reusability, further investigations are needed to study some factors to increase the desorption efficiency of iron in natural pumice, like the optimum contact time and concentration of desorbing agents.

ACKNOWLEDGEMENTS

The authors would like to thank the Faculty of Engineering, Andalas University, Indonesia (Grant No. 028/UN16.09.D/PL/2017) for supporting this work.

REFERENCES

- Abdulrasaq, O. O. & Basiru, O. G. 2010 Removal of copper (II), iron (III) and lead (II) ions from mono-component simulated waste effluent by adsorption on coconut husk. *African Journal of Environmental Science and Technology* **4** (6), 382–387.
- Acemioglu, B. 2004 Removal of Fe(II) ions from aqueous solution by Calabrian pine bark wastes. *Bioresource Technology* **93** (1), 99–102.
- Ahluwalia, S. & Goyal, D. 2005 Removal of heavy metals by waste Tea leaves from aqueous solution. *Engineering Life Science* **5**, 158–162.
- Aldor, I., Fourest, E. & Volesky, B. 1995 Desorption of cadmium from algal biosorbent. *Canadian Journal of Chemical Engineering* **73** (4), 516–522.
- Alemayehu, E. & Lennartz, B. 2009 Virgin volcanic rocks: kinetics and equilibrium studies for the adsorption of cadmium from water. *Journal of Hazardous Materials* **169** (1–3), 395–401.
- Asere, T. G., Clercq, J. D., Verbeken, K., Tessema, D. A., Fufa, F., Stevens, C. V. & Laing, G. D. 2017 Uptake of arsenate by aluminum (hydr)oxide coated red scoria and pumice. *Applied Geochemistry* **78**, 83–95.
- Beolchini, F., Pagnanelli, F., Toro, L. & Veglio, F. 2003 Biosorption of copper by *Sphaerotilus natans* immobilized in polysulfone matrix: equilibrium and kinetic analysis. *Hydrometallurgy* **70**, 101–112.
- Bux, F., Naridoo, D. & Kasan, H. C. 1996 Laboratory-scale biosorption and desorption of metal ions using waste sludges and selected acids. *South African Journal of Science* **92** (11–12), 527–529.
- Gupta, S. & Babu, B. V. 2009 Removal of toxic metal Cr(VI) from aqueous solutions using sawdust as adsorbent: equilibrium, kinetics and regeneration studies. *Chemical Engineering Journal* **150** (2–3), 352–365.
- Indah, S., Helard, D. & Sasmita, A. 2016 Utilization of maize husk (*Zea mays* L.) as low-cost adsorbent in removal of iron from aqueous solution. *Water Science & Technology* **73** (12), 2929–2935.
- Indah, S., Helard, D., Edwin, T. & Pratiwi, R. 2017 Utilization of pumice from Sungai Pasak, West Sumatra, Indonesia as low-cost adsorbent in removal of manganese from aqueous solution. *AIP Conference Proceedings* **1823**, 020072.
- Kamarudzaman, A. N., Chay, T. C., Jalil, M. F. A., Talib, S. A. & Abdul-Talib, S. 2013 Biosorption of iron (III) from aqueous solution using *Pleurotus ostreatus* spent mushroom compost as biosorbent. *Advanced Materials Research* **781–784**, 636–642.
- Keçeli, G. 2015 Adsorption kinetics and equilibria of strontium onto kaolinite. *Separation Science and Technology* **50** (1), 72–80.
- Kütahyalı, C., Çetinkaya, B., Acar, M. B., Işık, N. O. & Cireli, İ. 2012 Investigation of strontium sorption onto kula volcanics using central composite design. *Journal of Hazardous Materials* **201–202**, 115–124.
- Kwon, T. N. & Jeon, C. 2012 Desorption and regeneration characteristics for previously adsorbed indium ions to phosphorylated sawdust. *Environmental Engineering Research* **17** (2), 65–67.
- Li, Q. Z., Chai, L. Y. & Zhao, J. 2009 Lead desorption from modified spent grain. *Transactions of Nonferrous Metal Society of China* **19**, 1371–1376.
- Malakootian, M., Jaafarzadeh, N. & Hossaini, H. 2011 Efficiency of perlite as a low cost adsorbent applied to removal of Pb and Cd from paint industry effluent. *Desalination and Waste Treatment* **26** (1–3), 243–249.
- Nieto, L. M., Alami, S. B. D., Hodaifa, G., Faur, C., Rodríguez, S., Giménez, J. A. & Ochando, J. 2010 Adsorption of iron on crude olive stones. *Industrial Crops and Products* **32**, 467–471.
- Njikam, E. & Schiewer, S. 2012 Optimization and kinetic modeling of cadmium desorption from citrus peels: a process for

- biosorbent regeneration. *Journal of Hazardous Materials* **213–214** (1), 242–248.
- Ruggieri, F., Marín, V., Gimeno, D., Fernandez-Turiel, J. L., García-Valles, M. & Gutierrez, L. 2008 Application of zeolitic volcanic rocks for arsenic removal from water. *Engineering Geology* **101** (3–4), 245–250.
- Sekhar, K. C., Kamala, C. T., Chary, N. S., Sastry, A. R. K., Rao, T. N. & Vairamani, M. 2004 Removal of lead from aqueous solutions using an immobilized biomaterial derived from a plant biomass. *Journal of Hazardous Materials* **108**, 111–117.
- Sepehr, M. N., Amrane, A., Karimaian, K. A., Zarrabi, M. & Ghaffari, H. R. 2014 Potential of waste pumice and surface modified pumice for hexavalent chromium removal: characterization, equilibrium, thermodynamic and kinetic study. *Journal of the Taiwan Institute of Chemical Engineers* **45**, 635–647.
- Steinhauser, G. & Bichler, M. 2008 Adsorption of ions onto high silica volcanic glass. *Applied Radiation and Isotopes* **66** (1), 1–8.
- Wankasi, D., Horsfall, M. J. & Spiff, A. I. 2005 Desorption of Pb²⁺ and Cu²⁺ from Nipa palm (*Nypa fruticans Wumb*) biomass. *African Journal of Biotechnology* **4** (9), 923–927.
- Zhang, Y., Zhao, J., Jiang, Z., Shan, D. & Lu, Y. 2014 Biosorption of Fe(II) and Mn(II) ions from aqueous solution by rice husk ash. *BioMed Research International* **2014**, Article ID 973095, 1–10.

First received 20 August 2017; accepted in revised form 6 April 2018. Available online 17 April 2018

Author Profile



SHINTA INDAH

Universitas Andalas

Environmental Engineering

SINTA ID : 259373

Subjects/Areas:

ID

[Teknik Lingkungan](#) [Kimia Air](#) [Pengelolaan Kualitas Air](#)



5.25

Overall Score

1.29

3 Years Score

469

Overall Score V2

218

3 Years Score V2

1

Books

13624

Rank in National

13521

3 Years National Rank

6

IPR

Scoring ↕

222

Rank in Affiliation

197

3 Years Affiliation Rank

Search..



Filter by type:

[Journal](#)

[Proceeding](#)

[Book](#)

[Other](#)

[* All](#)



1



Quartile	Publications	Citation
Q2	<u>Utilization of maize husk (Zea mays L.) as low-cost adsorbent in removal of iron from aqueous solution</u> Water Science and Technology vol: 73 issue : 12 2016-06-01 Journal	9
Q2	<u>Studies on desorption and regeneration of natural pumice for iron removal from aqueous solution</u> Water Science and Technology vol: 2017 issue : 2 2017-01-01 Journal	4
Q4	<u>Utilization of pumice from Sungai Pasak, West Sumatera, Indonesia as low-cost adsorbent in removal of</u> AIP Conference Proceedings vol: 1823 issue : 2017-03-17 Conference Proceedin	3
Q3	<u>Spatial variation of metals in the Batang Arau River, West Sumatera, Indonesia</u> Water Environment Research vol: 90 issue : 3 2018-03-01 Journal	1
Q3	<u>Spatial distribution of coliform bacteria in Batang Arau River, Padang, West Sumatera, Indonesia</u> IOP Conference Series: Materials Science and Engineering vol: 602 issue : 1 2019-09-06 Conference Proceedin	1
Q2	<u>Column study of aluminum adsorption from groundwater by natural pumice</u> International Journal on Advanced Science, Engineering and Information Technology vol: 9 issue : 5 2019-01-01 Journal	0
Q3	<u>Removal of nitrate from groundwater by column using pumice as adsorbent as an effort for water resou</u> IOP Conference Series: Materials Science and Engineering vol: 846 issue : 1 2020-05-27 Conference Proceedin	0
Q3	<u>Spatial variability of ammonium, nitrite and nitrate concentrations in water of Batang Arau River, West Sumatera, Indonesia</u> Water Science and Technology: Water Supply vol: 20 issue : 4 2020-06-01 Journal	0
Q4	<u>Biosand Filter for Removal of Organic Pollutant from Laboratory Wastewater</u> Journal of Physics: Conference Series vol: 1625 issue : 1 2020-09-16 Conference Proceedin	0

