

WELCOME MESSAGE

We are very pleased to welcome all of the participants to The 1st Conference on Innovation in Technology and Engineering Science (CITES) held on November 8th -10th, 2018 in Padang, West Sumatera, Indonesia. This meeting is organized by the Faculty of Engineering Universitas Andalas and supported by Universitas Andalas. We believe that this event will never come to happen without your participation and contribution.

This meeting is to bring Indonesian scientists, engineers, technical experts, and early-career scientists as well as their peers from all around the world to discuss current development and important issues on innovation of technology and engineering science. It is also designed as a virtue to exchange knowledge and build strong networks among Indonesian researchers and their International peers.

There are more than 130 scientific talks comprise of 6 plenary lectures. In addition to Indonesian communities, this meeting also attracts International scientists from 3 other countries, which are Malaysia, Singapore and Thailand. There is also a collaboration research between Indonesian researchers with UK. The International diversity and the broad spectrum of the participant origins and research fields play an important role of the success of this meeting.

Finally, we wish to express our sincere appreciation to all of the participants for their valuable contributions and also to the organizer for their excellent works. We also would like to acknowledge sponsors contribution. Hopefully, you will have a fruitful discussion with your colleagues and enjoy a pleasant stay in Padang.

Prof. Dr. Eng. Gunawarman
Conference Chair

Table of Contents

| Page | Content |
|-------------|--|
| 1 | Welcome Message – Conference Chair |
| 2 | Welcome Message – Dean of Faculty of Engineering, Universitas Andalas |
| 3 | Welcome Message – Rector of Universitas Andalas |
| 4 | Table of Contents |
| 5 | Committees |
| 7 | Keynote Speakers |
| 8 | Conference Venue |
| 9 | Conference Program |
| 12 | Parallel Sessions |
| 27 | Abstracts |

Committees

General Chairs:

Prof. Dr. Tafdil Husni, SE, MBA
Ir. Insannul Kamil, M.Eng, Ph.D, IPM

Organizing Chair:

Prof. Dr. Eng. Gunawarman, MT

Co-Chair:

Aulia, M.Eng. Ph.D

Secretary:

Dr. Oknovia Susanti, M.Eng

Financial:

Ir. Taufik, MT
Ashari Darmawan, M.Kom
Ahmad Dahlan, SH

Secretariat:

Dr. Eng. Muhammad Ilhamdi Rusydi
Dr. Eng. Shinta Indah
Masrilayanti, Ph.D
Heru Dibyo Laksono, MT
Berry Yuliandra, MT
Yul Hizhar, M.Eng
Andrivof, M.Kom
Merry Nursanti, S.Si

Programs:

Elita Amrina, Ph.D
Elsa Eka Putri, Ph.D
Difana Meilani, MISD
Naviri Novrianda, A.Md

Editors:

Benny Hidayat, Ph.D
Dr. Eng. Junaidi
Dr. Eng. Abdul Rajab
Dr. Eng. Zulkarnaini
Hilma Raimona Zadry, Ph.D
Nurhamidah, MT

Website:

Ikhwan Arief, M.Sc
Handoko, MS

Rooms & Transportations:

Fitra Mauleli, S.Sos
Risfi Yarsih
Alfitriyadi, SH
Amril Am
Roby Sugara

Logistics:

Sri Hastuti, S.Pt
Desmawati m. Yazid
Yulastri

Promotions:

Dr. Is Prima Nanda, MT
Prof. Dr. Bambang Istijono, ME
Prima Fithri, MT
Dr. Eng. Eka Satria
Devi Chandra, Ph.D
Taufika Ophyandri, Ph.D
Sabril Haris, Ph.D
Jonrinaldi, Ph.D
Dr. Eng. Dicky Fatrias
Dr. Eng. Slamet Raharjo
Prof. Dr. Eng. Ariadi Hazmi
Muhammad Imran Hamid, Ph.D

Keynote Speakers



Prof. Dr. Hadi Nur

Director, Centre for Sustainable Nanomaterials, Ibnu Sina Institute for Scientific and Industrial Research, Universiti Teknologi Malaysia

“Unveiling the Structure-activity Relationship in Material Science: Some Examples in Photocatalyst and Catalyst Materials”

Prof. Dr. Andrivo Rusydi
*National University of Singapore
NUS Nanoscience & Nanotechnology Initiative
“More than Moore and Beyond”*



Ir. Insannul Kamil, M.Eng, Ph.D, IPM

*Dean, Faculty of Engineering, Universitas Andalas
Director, Center for Innovation Studies (CINS)
Universitas Andalas*

“The Roles of Dams on Sustainable Water, Food and Energy Security Issues: A Global Perspective for Indonesia”

Prof. Dr. David Zhang
*University of Exeter, United Kingdom
Director, Exeter Manufacturing and Enterprise Centre
(XMEC)*

“Metal 3D Printing: New Technology Advances and Future Management Research to Open up its Potential”



Prof. Dr. Hikita Masayuki

Kyushu Institute of Technology, Japan

“Electrical Insulation Technology in Power Apparatus and Power Electronics”

This site uses cookies. By continuing to use this site you agree to our use of cookies. To find out more, see our Privacy and Cookies policy.



Table of contents

Volume 602

2019

◀ Previous issue Next issue ▶

Conference on Innovation in Technology and Engineering Science 8–9 November 2018, Padang, Indonesia

Accepted papers received: 31 July 2019

Published online: 06 September 2019

Open all abstracts

Preface

OPEN ACCESS 011001

Welcome Message

+ Open abstract View article PDF

OPEN ACCESS 011002

Peer review statement

+ Open abstract View article PDF

Papers

Sustainable Innovation in Electrical Engineering

OPEN ACCESS 012001

Design and Implementation of Microstrip Patch Ultra-wide Band Antenna for Detection of UHF Partial Discharge

Z Nawawi, M A B Sidik, M I Jambak, N Ahmad, M H Ahmad, C L G P Kumar, E P Walidi and Aulia

+ Open abstract View article PDF

OPEN ACCESS 012002

Overcurrent relay coordination with grid-connected and islanding capability on distribution network with distributed generation

Adrianti, S Wahyuni and M Nasir

[+ Open abstract](#) [View article](#) [PDF](#)

OPEN ACCESS

012003

Design of poka-yoke system based on fuzzy neural network for rotary-machinery monitoring

M Muharam and M Latif

[+ Open abstract](#) [View article](#) [PDF](#)

OPEN ACCESS

012004

Performance of impedance measurement algorithm applied in line with a compensation circuit

N Rohadi

[+ Open abstract](#) [View article](#) [PDF](#)

OPEN ACCESS

012005

Parametric sensitivity analysis of SEL-421 distance relay algorithms used in compensated line

N Rohadi

[+ Open abstract](#) [View article](#) [PDF](#)

OPEN ACCESS

012006

The real-time condition monitoring system of gapless arrester based on ZigBee protocol and third harmonic leakage current as indicator parameters

Novizon, S A Ulfiah, Z A Malek, Syafii, N Riska, Aulia and Darwison

[+ Open abstract](#) [View article](#) [PDF](#)

OPEN ACCESS

012007

Condition based monitoring of gapless surge arrester using electrical and thermal parameters

Novizon, Z A Malek, Syafii, M H Ahmad, Aulia and S A Ulfiah

[+ Open abstract](#) [View article](#) [PDF](#)

OPEN ACCESS

012008

Power loss estimation of polymeric housing surge arrester using leakage current and temperature approach

Novizon, Z A Malek, M H Ahmad, E P Waldi, Aulia, H D Laksono and N Riska

[+ Open abstract](#) [View article](#) [PDF](#)

-
- OPEN ACCESS** 012009
Harmonic analysis in electrical system at Andalas University Hospital
N Afni, R Nazir, E P Walidi and A Pawawoi
[+](#) Open abstract [View article](#) [PDF](#)
-
- OPEN ACCESS** 012010
The tensile properties of alumina and silica bionanocomposite material for high voltage insulation
Aulia, E P Walidi, M H Setiawan, A Winarto, Darwison, Novizon, Y Nugraha, Abdurrahman, M A Hafizi and Z Nawawi
[+](#) Open abstract [View article](#) [PDF](#)
-
- OPEN ACCESS** 012011
Multichannel audio steganography based on MPEG surround using direct sequence spread spectrum
M Tomas, Baharuddin and I Elfitri
[+](#) Open abstract [View article](#) [PDF](#)
-
- OPEN ACCESS** 012012
Voltage profile evaluation based on power flow analysis using Newton Raphson method: Central and South Sumatera Subsystem
M A Haq, Syafii, H D Laksono and G Hidayat
[+](#) Open abstract [View article](#) [PDF](#)
-
- OPEN ACCESS** 012013
Performance analysis of error control coding and diversity in image transmission on wireless channels
Baharuddin, M Muharam, H Andre and R Angraini
[+](#) Open abstract [View article](#) [PDF](#)
-
- OPEN ACCESS** 012014
Performance evaluation of image transmission using diversity selection combining technique
Baharuddin and R Angraini
[+](#) Open abstract [View article](#) [PDF](#)
-
- OPEN ACCESS** 012015
Development of HFCT for partial discharge sensors
E P Walidi, AY Frenzi, R Fernandez, Darmawan, Darwison, H D Laksono, Aulia, Novizon, A Hazmi, H Abral, S Arief, Z Nawawi, M H Ahmad and N Hozumi

[+ Open abstract](#) [View article](#) [PDF](#)

OPEN ACCESS

012016

Study on static electrification of the PFAE-mineral oil mixture

A Rajab, H Gumilang, M Tsuchie, M Kozako, M Hikita and T Suzuki

[+ Open abstract](#) [View article](#) [PDF](#)

OPEN ACCESS

012017

PWM speed control of dc permanent magnet motor using a PIC18F4550 microcontroller

M W Fatma and M I Hamid

[+ Open abstract](#) [View article](#) [PDF](#)

OPEN ACCESS

012018

Partial discharge characteristics of nanosilica biopolymer under AC voltage

Aulia, E P Walidi, Darwison, M Anggaravidya, Novizon, M H Setiawan, Y Nugraha, Abdurrahman, M A Hafizi and I Jambak

[+ Open abstract](#) [View article](#) [PDF](#)

OPEN ACCESS

012019

Analysis of the unbalanced harmonic propagation in a three-phase power system using a parallel program

S Yunus, U G S Dinata, R Nazir and Aulia

[+ Open abstract](#) [View article](#) [PDF](#)

OPEN ACCESS

012020

Morphological characteristics of preliminary breakdown pulses of hybrid intra cloud–negative cloud-to-ground lightning at low latitude

P Emeraldi, M I Hamid and A Hazmi

[+ Open abstract](#) [View article](#) [PDF](#)

OPEN ACCESS

012021

Increasing the quality and power capacity of HERIC PV-Inverter through multilevel topology implementation

M I Hamid and D Ardiansyah

[+ Open abstract](#) [View article](#) [PDF](#)

OPEN ACCESS

012022

Dipole planar bowtie printed antenna for ism application

H Andre, R Fernandez and Baharuddin

[+ Open abstract](#) [View article](#) [PDF](#)

OPEN ACCESS

012023

Improving the quality and quantity of cinnamon drying process using art cave in Lambung Bukit West Sumatra

A U Baiqi, P P Utami, D Anugrah, A A Fauzan, W S Ningsih and M I Rusydi

[+ Open abstract](#) [View article](#) [PDF](#)

OPEN ACCESS

012024

Design of fuzzy logic controller for temperature control of small-scale food storage

M Latif, M Muharam, Darmawan, Darwison and R R Costa

[+ Open abstract](#) [View article](#) [PDF](#)

OPEN ACCESS

012025

Shape object selection using the chi-square method

R Kurnia, F Kurnia and Fitrilina

[+ Open abstract](#) [View article](#) [PDF](#)

OPEN ACCESS

012026

Characteristics of acoustic signals from lightning using a microphone array observation system

A Hazmi, P Emeraldi and M I Hamid

[+ Open abstract](#) [View article](#) [PDF](#)

OPEN ACCESS

012027

A wireless monitoring system for comparison photovoltaic and photovoltaic thermal characteristics

Krismadinata, R Lapisia and Asnil

[+ Open abstract](#) [View article](#) [PDF](#)

OPEN ACCESS

012028

Robot mobile control based on three EMG signals using an artificial neural network

M I Rusydi, I Aryeni, Joefrinaldo, Z Romadhon and A Rusydi

[+ Open abstract](#) [View article](#) [PDF](#)

OPEN ACCESS

012029

Recognition of horizontal gaze motion based on electrooculography using tsugen fuzzy logic

Muhammad Ilhamdi Rusydi, Mardiah Bahri, Rizky Syahreza Ryaldi, Fauzan Akbar, Kojiro Matsuhita and Minoru Sasaki

[+](#) [Open abstract](#) [View article](#) [PDF](#)

OPEN ACCESS

012030

Towards hand gesture-based control of virtual keyboards for effective communication

Muhammad Ilhamdi Rusydi, Oktrison, Willy Azhar, Samuel W Oluwarotimi and Febdian Rusydi

[+](#) [Open abstract](#) [View article](#) [PDF](#)

OPEN ACCESS

012031

Development of rogowski coil sensor for partial discharge detection

E P Waldi, A Y Frenzi, R Fernandez, Darmawan, Darwison, H D Laksono, Aulia, A Hazmi, A Andre, H Abral, S Arief, Z Nawawi, M H Ahmad and N Hozumi

[+](#) [Open abstract](#) [View article](#) [PDF](#)

OPEN ACCESS

012032

Static VAR compensator for improving voltage profiles and transmission losses: Case study in Batam

S Yunus, Y I Rahmi, R Nazir, Aulia and U G S Dinata

[+](#) [Open abstract](#) [View article](#) [PDF](#)

OPEN ACCESS

012033

Modification of arms patch of double layer printed antenna for partial discharge detection

U Khayam and Y M Hamdani

[+](#) [Open abstract](#) [View article](#) [PDF](#)

OPEN ACCESS

012034

Partial discharge signal denoising by using hard threshold and soft threshold methods and wavelet transformation

A Zaeni, T Kasnalestari and U Khayam

[+](#) [Open abstract](#) [View article](#) [PDF](#)

OPEN ACCESS

012035

Preliminary results on the development of monoester type insulating oil from coconut oil

A Rajab, F E Putra, J S Ramadhani, M S I Silitonga, R Kurniawan, K Qibran, M Latif and M I Hamid

[+](#) [Open abstract](#) [View article](#) [PDF](#)

Industrial and Manufacturing Systems

-
- OPEN ACCESS** 012036
Formulation of optimization model of raw material composition to achieve clinker quality standards (Case study PT Semen Padang Plant IV)
S Rijal, A S Indrapriyatna and A H B Adi
[+](#) [Open abstract](#) [View article](#) [PDF](#)
-
- OPEN ACCESS** 012037
A system for improving suppliers evaluation: the case of procurement in educational institution (Case study: Andalas University)
M Farid, R A Hadiguna and I Kamil
[+](#) [Open abstract](#) [View article](#) [PDF](#)
-
- OPEN ACCESS** 012038
An evaluation on Dr. M. Djamil Hospital Padang parking lot capacity
Alfadhilani, W S F Yasrin and F Afrinaldi
[+](#) [Open abstract](#) [View article](#) [PDF](#)
-
- OPEN ACCESS** 012039
Analysis of the application of quality management systems in the rubber industry based on ISO 9001:2015
N Fajrah, N T Putri and E Amrina
[+](#) [Open abstract](#) [View article](#) [PDF](#)
-
- OPEN ACCESS** 012040
Setup time efficiencies of quick die change system in metal stamping process
R K Arief and Q Nurlaila
[+](#) [Open abstract](#) [View article](#) [PDF](#)
-
- OPEN ACCESS** 012041
A framework to improve equipment effectiveness of manufacturing process - a case study of pressing station of crude palm oil production, Indonesia
A Susilawati, A Tasri and D Arief
[+](#) [Open abstract](#) [View article](#) [PDF](#)
-
- OPEN ACCESS** 012042
Identification criteria and indicators of palm oil industrial solid waste processing technology
A Ishak and A Y B Ali
[+](#) [Open abstract](#) [View article](#) [PDF](#)

-
- OPEN ACCESS** 012043
Design of ergonomic grated coconut squeezer
D C Dewi, Novrianti, C Handayani, O Wulandari and I Nurhayati
[+](#) Open abstract [View article](#) [PDF](#)
-
- OPEN ACCESS** 012044
The effect of alum addition on shrinkage temperature, chemical properties, and morphology in the manufacture of vegetable-tanned leather
E Kasmudjiastuti, B Pidhatika, G Griyanitasari and I F Pahlawan
[+](#) Open abstract [View article](#) [PDF](#)
-
- OPEN ACCESS** 012045
Assessing safety performance of tire retreading production employees
P Fithri, E Wirdianto and A Yoselina
[+](#) Open abstract [View article](#) [PDF](#)
-
- OPEN ACCESS** 012046
Chili sauce production planning model considering raw material availability: An application of Mixed Integer Linear Programming Method
Jonrinaldi, A H B Adi and R Novira
[+](#) Open abstract [View article](#) [PDF](#)
-
- OPEN ACCESS** 012047
Designing of welding jig for productivity improvement and cost-savings in thresher's cover assembly: A Case Study on CV Citra Dragon Assembly Plant
I H Mulyadi, N T Putri and F Muhammad
[+](#) Open abstract [View article](#) [PDF](#)
-
- OPEN ACCESS** 012048
Technical characteristics' determination of crumb rubber product by using quality function deployment (QFD) phase I
R Ginting and Widodo
[+](#) Open abstract [View article](#) [PDF](#)
-
- OPEN ACCESS** 012049
Optimization of significant factors of cement compressive strength at PT Semen Padang
P Fithri, D Meilani, N T Putri and F H Chotimah
[+](#) Open abstract [View article](#) [PDF](#)

OPEN ACCESS 012050

Waste assessment using a lean approach in receiving process of container terminal: a case of Teluk Bayur Port

E Amrina, I Kamil and D Rahmad

[+](#) Open abstract [View article](#) [PDF](#)

OPEN ACCESS 012051

The evaluation of bullwhip effect on distribution system of a supply chain using centralized demand information method

I Kholidasari, JR A Bidiawati and M E Sari

[+](#) Open abstract [View article](#) [PDF](#)

Innovation in Environmental Engineering

OPEN ACCESS 012052

The use of protein binder from shaving waste for leather finishing: Judging from the physical, chemical, and morphological properties of lizard skin leather

S Sutyasmi, I F Pahlawan and G Griyanitasari

[+](#) Open abstract [View article](#) [PDF](#)

OPEN ACCESS 012053

Food packaging development of bioplastic from basic waste of cassava peel (*manihot utilisima*) and shrimp shell

Dasumiati, N Saridewi and M Malik

[+](#) Open abstract [View article](#) [PDF](#)

OPEN ACCESS 012054

Effect of tannery wastewater exposure on chromium detected in the gill of *oreochromis niloticus*

T Edwin, T Ihsan and H T Tamsin

[+](#) Open abstract [View article](#) [PDF](#)

OPEN ACCESS 012055

Minimization of household hazardous solid waste (HHSW) with 4R concepts (reduce, reuse, recycle and recovery) in Padang City, Indonesia

Y Ruslinda, S Raharjo, Y Dewilda, Hidayatullah and R Aziz

[+](#) Open abstract [View article](#) [PDF](#)

OPEN ACCESS 012056

Greenhouse knockdown in Merauke

M Alahudin, R D Latuheru and N L S Suryaningsih

[+ Open abstract](#) [View article](#) [PDF](#)

OPEN ACCESS

012057

Distribution of organic contamination based on depth stratification in Maninjau Lake, Indonesia

P S Komala, A Nur and I Nazhifa

[+ Open abstract](#) [View article](#) [PDF](#)

OPEN ACCESS

012058

Effect of pipe diameter changes on the properties of fluid in closed channels using Osborne Reynold Apparatus

A Nur, R Afrianita and R D T F Ramli

[+ Open abstract](#) [View article](#) [PDF](#)

OPEN ACCESS

012059

Study of recycling potential of solid waste of tourist area in Pariaman City

R Aziz and Mira

[+ Open abstract](#) [View article](#) [PDF](#)

OPEN ACCESS

012060

The effect of additional vegetables and fruits waste on the quality of compost of cassava chip industry solid waste on takakura composter

Yommi Dewilda, Rizki Aziz and Restu Ayu Handayani

[+ Open abstract](#) [View article](#) [PDF](#)

OPEN ACCESS

012061

Effects of different pre-treatment methods on anaerobic mixed microflora for hydrogen production and COD reduction from domestic effluent

B Primasari, M Z A Tamin and M A H Mustafa

[+ Open abstract](#) [View article](#) [PDF](#)

OPEN ACCESS

012062

Spatial distribution of coliform bacteria in Batang Arau River, Padang, West Sumatera, Indonesia

D. Helard, S Indah and M Wilandari

[+ Open abstract](#) [View article](#) [PDF](#)

Mechanical and Thermal Systems

OPEN ACCESS

012063

Analysis of cracks in the welded zone of stainless steel pipe used in high-pressure decomposer equipment

Husaini, M Najib and I Hasanuddin

[+ Open abstract](#) [View article](#) [PDF](#)

OPEN ACCESS

012064

The determination of workspace and the performance evaluation of PRoM-120 with 3 and 4 kinematic constants

Adriyan and Sufiyanto

[+ Open abstract](#) [View article](#) [PDF](#)

OPEN ACCESS

012065

Thermal characteristics and phase transformation of iron ores containing varied crystalline water with coal mixtures

M M F Sinuhaji, S Harjanto and A Hapid

[+ Open abstract](#) [View article](#) [PDF](#)

OPEN ACCESS

012066

The influence of some solution candidate on the performance of boundary element inverse analysis in detecting rebar corrosion

S Fonna, Gunawarman, S Huzni and A K Ariffin

[+ Open abstract](#) [View article](#) [PDF](#)

OPEN ACCESS

012067

Sound absorption characteristics of the natural fibrous material from coconut coir, oil palm fruit bunches, and pineapple leaf

M Rusli, M Irsyad, H Dahlan, Gusriwandi and M Bur

[+ Open abstract](#) [View article](#) [PDF](#)

OPEN ACCESS

012068

Effect of garlic oil as lubricant additive into coconut and palm oils on the physical and tribological properties

D Gasni, D Chandra, A A Putra and R Fajri

[+ Open abstract](#) [View article](#) [PDF](#)

OPEN ACCESS

012069

Natural frequencies of twisted cantilever beam

J Malta, Jefri, M Bur and E Satria

[+ Open abstract](#) [View article](#) [PDF](#)

-
- OPEN ACCESS** 012070
Corrosion Resistance of β type titanium (TNTZ) in 3%NaCl solution
J Affi, Gunawarman, Y Yetri, H Fajri, D Juliadmi, N F Nuswantoro, Nurbaiti, S Fonna, D H Tjong and M Manjas
[+](#) [Open abstract](#) [View article](#) [PDF](#)
-
- OPEN ACCESS** 012071
Hydroxyapatite Coatings on Titanium Alloy TNTZ using Electrophoretic Deposition
Gunawarman, N F Nuswantoro, D Juliadmi, H Fajri, A Budiman, D H Tjong and M Manjas
[+](#) [Open abstract](#) [View article](#) [PDF](#)
-
- OPEN ACCESS** 012072
Synthesis and characterization of calcium precursor for hydroxyapatite synthesis from blood clam shell (*Anadara antiquata*) using planetary ball mill process
Gunawarman, J Affi, Y Yetri, Ilhamdi, D Juliadmi, N F Nuswantoro, H Fajri, A Ahli, R Gundini and Hadi Nur
[+](#) [Open abstract](#) [View article](#) [PDF](#)
-
- OPEN ACCESS** 012073
Production of pig iron nugget from low-grade iron ore and pyrolyzed oil-palm-empty-fruit-bunch composites
A Setiawan, R P Suratha, S Harjanto and E Kusri
[+](#) [Open abstract](#) [View article](#) [PDF](#)
-
- OPEN ACCESS** 012074
Experimental evaluation of tuned liquid column damper and tuned mass damper in a space structure model
L Son, M Bur and A D Andria
[+](#) [Open abstract](#) [View article](#) [PDF](#)
-
- OPEN ACCESS** 012075
Atmospheric corrosion map of structural steel in industrial area: a preliminary investigation
S Huzni, Affandi, I Tanjung and S Fonna
[+](#) [Open abstract](#) [View article](#) [PDF](#)
-
- OPEN ACCESS** 012076
Corrosion potential of reinforced steel in reinforced concrete in Kabupaten Bireun: Analysis of groundwater content used as a concrete mixture
R D I Kurnia, Suhaimi, S Huzni and S Fonna
[+](#) [Open abstract](#) [View article](#) [PDF](#)

-
- OPEN ACCESS** 012077
Design of solid desiccant air conditioning system
D A Saputra, N A Saputra, L Susanti, P Fithri and D I Putra
[+](#) Open abstract [View article](#) [PDF](#)
-
- OPEN ACCESS** 012078
Numerical analysis of U-shaped hysteresis steel damper with energy absorber for seismic areas
E Satria, L Son, M Bur, M D Akbar and S Haris
[+](#) Open abstract [View article](#) [PDF](#)
-
- OPEN ACCESS** 012079
Optimization of matrix compositions of Al₂O₃, SiO₂, Caolin, and CaO on the mechanical properties of a geopolymer composite with short carbon fiber
J Akmal, M Badaruddin, M K Ismoyo and S D Yuwono
[+](#) Open abstract [View article](#) [PDF](#)
-
- OPEN ACCESS** 012080
Characterization on particle size distribution of reduced lateritic nickel ore using biomass carbon reduction
F Abidin, S Harjanto, A Kawigraha and N V Permatasari
[+](#) Open abstract [View article](#) [PDF](#)
-
- OPEN ACCESS** 012081
The effect of solar water heater performance by variation of the plate shaped
D Harun, M I Maulana and Akhyar
[+](#) Open abstract [View article](#) [PDF](#)
-
- OPEN ACCESS** 012082
The experimental performance of the semi-cylindrical type of solar concentrator collector on the addition of heat storage material
D Harun, Zulfadhli and Akhyar
[+](#) Open abstract [View article](#) [PDF](#)
-
- OPEN ACCESS** 012083
Analysis cutting forces and surface roughness of fibre reinforced polymer for end mill processes
F Ridwan, R Havendri, O Susanti, Gusriwandi and Yulhizhar
[+](#) Open abstract [View article](#) [PDF](#)

OPEN ACCESS

012084

Surface characterization of the ceramic coating process on aluminum matrix composite reinforced particulate

H Sukma, D Rahmalina, B Sulaksono and E A Pane

[+ Open abstract](#) [View article](#) [PDF](#)

OPEN ACCESS

012085

The potential of rising husk fiber/native sago starch reinforced biocomposite to automotive component

Nusyirwan, H Abrial, M Hakim and R Vadia

[+ Open abstract](#) [View article](#) [PDF](#)

OPEN ACCESS

012086

The effect of particle compositions on the activation energy of the pa6/bagasse composite

S Thalib, S Huzni, S Fonna, C H Azhari and S Zakaria

[+ Open abstract](#) [View article](#) [PDF](#)

OPEN ACCESS

012087

Hardness and impact energy absorbed produced by Q&T steel and DQ&T teel

Yurianto, Pratikto, S Rudy, S Wahyono, Y Eflita, S Agus and U Yusuf

[+ Open abstract](#) [View article](#) [PDF](#)

OPEN ACCESS

012088

Mechanical properties of mild steel by adding *Theobroma Cacao* Peels Extract (TCPE) inhibitor

Y Yetri, Gunawarman, R Hidayati and A Zamri

[+ Open abstract](#) [View article](#) [PDF](#)

OPEN ACCESS

012089

The needs to investigate the effect of road surface vibrations to the fatigue life of a coil spring

M Ali, Husaini, T E Putra and N Ali

[+ Open abstract](#) [View article](#) [PDF](#)

OPEN ACCESS

012090

Corrosion behavior of Ti6Al4V ELI coated by bioceramic HA in artificial saliva at fluctuating temperatures

R Muharni, Gunawarman and Y Yetri

[+ Open abstract](#) [View article](#) [PDF](#)

OPEN ACCESS 012091

In vitro of Mg-1.6 Gd alloys after hot extruded for biomaterial application

O Susanti, E W Bachtiar, S Harjanto and Gunawarman

[+](#) Open abstract [View article](#) [PDF](#)

OPEN ACCESS 012092

Effect of coating time and protective current on thickness of paint layer of Steel ST-37 by continuous painting

Z Mansjur, Arrijani and M F Suharto

[+](#) Open abstract [View article](#) [PDF](#)

OPEN ACCESS 012093

Effect of Pouring Temperatures on Porosity and Mechanical Properties of Gravity Die Casting Magnesium Alloy

I P Nanda, M H Jahare, M H Idris, S B Kumar, M H Hassim and A Arafat

[+](#) Open abstract [View article](#) [PDF](#)

OPEN ACCESS 012094

Mechanical and degradation properties of zinc adopted magnesium alloys for biomedical application

I P Nanda, M H Hassim, M H Idris, M H Jahare, S S Abdulmalik and A Arafat

[+](#) Open abstract [View article](#) [PDF](#)

Sustainable Civil Engineering Solutions

OPEN ACCESS 012095

The Effects of the distance between ground-sill and double cylinder-piers against the scour patterns

M Mera and M Thaahaa

[+](#) Open abstract [View article](#) [PDF](#)

OPEN ACCESS 012096

Analytical Network Process (ANP) for priority setting of strategic roads handling at Tebo Regency

Yosritzal, J Permana, B Istijono, B Hidayat, T Ophiyandri and H Gunawan

[+](#) Open abstract [View article](#) [PDF](#)

OPEN ACCESS 012097

Simulation of the effect of floodway on Batang Kandis River flood control

Junaidi, S Marona and Dalrino

[+ Open abstract](#) [View article](#) [PDF](#)

OPEN ACCESS

012098

Identification and analysis of application of Construction Management System (CMS) in the implementation of construction management

B Hidayat, A Suraji and R Frankly

[+ Open abstract](#) [View article](#) [PDF](#)

OPEN ACCESS

012099

Intersection performance evaluation and designing intersection at concourse between arterial road and ramp of Medan-Kualanamu-Tebing Tinggi Highway

Amrizal and A H S Harahap

[+ Open abstract](#) [View article](#) [PDF](#)

OPEN ACCESS

012100

Sensitivity analysis of stormpav composite pavement

E E Putri, F J H Rewani, M A Mannan, W H W Ibrahim, M R Kabit, L S Tirau, R A Chan and R Buking

[+ Open abstract](#) [View article](#) [PDF](#)

OPEN ACCESS

012101

Infrastructure maintenance system for community development projects to improve the quality of infrastructure services in West Sumatra Province

G Vitri and H Herman

[+ Open abstract](#) [View article](#) [PDF](#)

OPEN ACCESS

012102

The Study Of Riverbed Change And Bed-load Transport In The Middle Segment Of The Batang Kuranji River

Junaidi, E D E Putra, A Junaidi, Sunaryo and Nurhamidah

[+ Open abstract](#) [View article](#) [PDF](#)

OPEN ACCESS

012103

Determining the priority of new road development according to the West Sumatera provincial government perception

R D Susanti, Purnawan and Yossyafra

[+ Open abstract](#) [View article](#) [PDF](#)

OPEN ACCESS

012104

Shear behavior of fly ash reinforced concrete beam without shear reinforcement

A E Nasution, R Kurniawan and R Thamrin

[+](#) [Open abstract](#) [View article](#) [PDF](#)

OPEN ACCESS

012105

Determining the priority criteria and ranking of provincial bridge maintenance in West Sumatra using a combination of the Fuzzy Analytical Hierarchy Process and VIKOR-Modification methods

Yossyafra, N Angelia, Yosritzal, Meyadtri and D I Mazni

[+](#) [Open abstract](#) [View article](#) [PDF](#)

OPEN ACCESS

012106

Marshall immersion test of warm mix asphalt polymer using Bayat natural zeolite

A T Handayani, S N Peni and H Pandita

[+](#) [Open abstract](#) [View article](#) [PDF](#)

OPEN ACCESS

012107

Analysis of water balance on Lake Maninjau, West Sumatera

Sunaryo, Y D Nola, B Istijono and Junaidi

[+](#) [Open abstract](#) [View article](#) [PDF](#)

OPEN ACCESS

012108

Seismic retrofitting analysis using concrete jacketing and shear wall on dental hospital building of Andalas University

Fauzan, F A Ismail and Z A Jauhari

[+](#) [Open abstract](#) [View article](#) [PDF](#)

JOURNAL LINKS

[Journal home](#)



[Information for organizers](#)

[Information for authors](#)

[Search for published proceedings](#)

[Contact us](#)

[Reprint services from Curran Associates](#)



PAPER • OPEN ACCESS

Spatial distribution of coliform bacteria in Batang Arau River, Padang, West Sumatera, Indonesia

To cite this article: D. Helard *et al* 2019 *IOP Conf. Ser.: Mater. Sci. Eng.* **602** 012062

View the [article online](#) for updates and enhancements.

Spatial distribution of coliform bacteria in Batang Arau River, Padang, West Sumatera, Indonesia

D. Helard, S Indah, and M Wilandari

Department of Environmental Engineering, Faculty of Engineering, Universitas Andalas, Kampus Unand Limau Manis, Padang 25163

Email : dennyhelard@eng.unand.ac.id

Abstract. The objective of this study was to assess spatial distribution of bacterial population in Batang Arau River. The river water was sampled biweekly, during 3 successive months, and analyzed for coliform bacteria (total coliforms, TC, and fecal coliforms, FC). The results showed that the number of TC range 2.61 – 4.89 log₁₀ number/100 mL and FC 2.48 – 4.79 log₁₀ number/100 mL. The concentration of all parameters inspected has increased from upstream to downstream of the river, except for pH and DO. Bacterial coliforms were strongly correlated with some physicochemical parameters (TSS, TDS, EC and pH), with a Spearman correlation coefficient (*r*) ranged from -0.599 to 0.827. Analysis of the spatial distribution of the one-way ANOVA at 95% confidence level showed that there were significant differences (*p*<0.05) in the concentration of bacterial coliforms between upstream and downstream sampling stations as a result of differences in land use and human activity. Cluster analysis grouped 8 sampling stations into two clusters, moderate and high polluted, based on similarities of bacterial characteristics. The bacterial data clearly shows that human health is at a very high risk, as WHO guidelines classification for FC or *E. coli* in water supplies (WHO 1997) or for agriculture use (WHO 2006) and those strategies for improving water quality of Batang Arau River must be expeditiously implemented.

1. Introduction

The microbiological quality of freshwater in urban and densely populated rural areas is frequently endangered by contamination with untreated domestic wastewater. It is caused by the presence of fecal bacteria in the river water and lagoons. The extent of this fecal pollution, in many cases, reaches levels which exceed recommended limits for water to be used for drinking, recreation, or irrigation of crops eaten raw [1]. The use of bacterial indicator bacteria to assess the microbiological quality of surface and ground water has been used for many years [1-7]. The primary objective for using indicator organisms and method commonly related to their examination is to indicate the degree of water contaminated by fecal waste [2]. Indeed, fecal pollution of surface water is special concern since the most important bacterial gastrointestinal infections in humans are primarily transmitted by water polluted with faeces of infected persons [2, 8]. Nowadays, the most common indicators used are total coliforms, fecal coliforms and enterococci, which are used as surrogates for human pathogens to assess the health risk and quality of the water [6, 9].

Batang Arau River is a medium water course that runs totally in the centre of Padang, West Sumatera, Indonesia, which has an important role for residents with daily activities. In the river catchment area, rural communities are directly dependent on this river for all their water needs



including drinking, bathing, washing, fishing, recreation, livestock watering, irrigation and agriculture. In this area, treatment of wastewaters has not been implemented properly; since most domestic wastewaters are discharged directly to the Batang Arau River, which could potentially degrade water quality in the river water bodies, representing a direct source of microbial contamination to the river [10]. Therefore, the communities in this area have been more prone to water-borne diseases [6]. However, very little are known about the distribution of microbial indicator parameters of Batang Arau River as well as other physicochemical parameters. Hence, an overview of the microbial quality of the Batang Arau River water is a major public health issue. This study is necessary to develop appropriate management strategies to minimize the potential public health risks.

The objective of this study was to determine the bacterial quality (total coliforms and fecal coliform counts) and some physicochemical parameters of the water in the Batang Arau River. Moreover, the spatial distribution of the bacterial population was analyzed. The result of this research will show the effects of the rural population and industries located along the river on the microbial population changes.

2. Study Area and Methods

2.1. Study Area

Batang Arau River has a length of about 30.6 km. From the upstream to downstream of Batang Arau River is approximately 19.83 km with a circumference of approximately 69.15 km. At the upstream of Batang Arau River, the residential population is relatively rare and the land is used as agricultural area [11]. However, intensive urbanization takes place from midstream to downstream of Batang Arau River and has potentially cause water pollution.

Samples of river water were collected from eight stations along the Batang Arau River at biweekly intervals between August and September 2016. The sampling stations were classified as one baseline station (S1) and seven impact stations (S2 to S8). Baseline station is represented with natural and unpolluted state of river basin and impact stations are used for measuring the quantity of pollutant and extent of pollution due to human interference. Figure 1 shows the locations of the sampling stations while the detailed description of sampling stations is listed in Table 1.

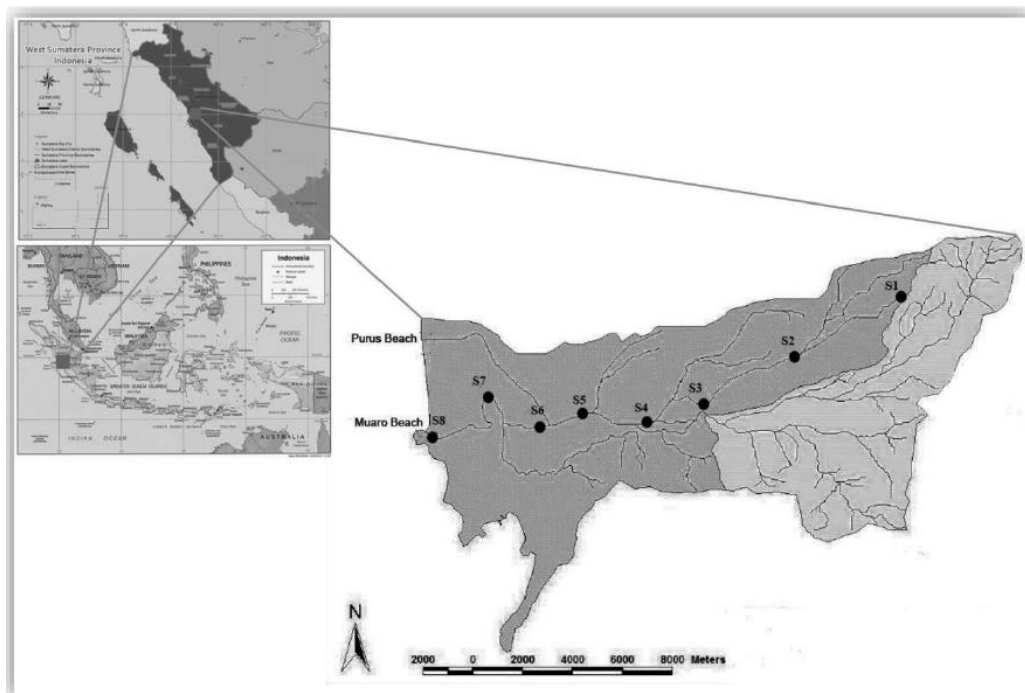


Figure 1. Map of the Batang Arau catchment area indicating the sampling station (Station 1, S1, Lubuk Paraku; S2. Padang Besi; S3. Cengkeh; S4. Lubuk Begalung; S5. Banuaran; S6. Subarang Padang; S7. Palinggam; S8. Muaro).

Table 1. Descriptions of eight sampling stations on the Batang Arau River

| Stations | Latitude | Longitude | Distance | | Description |
|----------|------------|--------------|-----------------------------|--------------------|---|
| | | | Elevation, m.a.s.l.* (m) | (from S1), (km) | |
| S1 | 0°56'49.9" | 100°30'31.5" | 229 | 0 | Upstream of the Batang Arau River which is located in a forested area. |
| S2 | 0°57'30.4" | 100°27'08.0" | 124 | 4.2 | Located on a drain which is carrying wastewater from a limestone mill and agricultural activities. |
| S3 | 0°57'39.7" | 100°25'29.7" | 72 | 10.1 | Received wastewater from domestic and commercial activities. |
| S4 | 0°57'40.8" | 100°24'02.3" | 18 | 13.8 | The river has passed through agricultural and industrial areas. |
| S5 | 0°57'43.3" | 100°22'54.1" | 7 | 16.7 | The streams have received wastewater from rubber industry. |
| S6 | 0°57'26.8" | 100°22'41.1" | 6 | 17.6 | Located after the streams couple with the secondary drainage channels, which receive wastewater from the domestic and commercial areas. |
| S7 | 0°57'41.4" | 100°22'28.4" | 3 | 18.9 | The stream couples with the channel of Jati Drain that receives wastewater from domestic and commercial activities. |
| S8 | 0°57'44.8" | 100°21'51.5" | 1 | 19.9 | Downstream of the river; all pollutants along the river accumulated. |

*m a.s.l. : meters above sea level

2.2. Sampling and analytical methods

Water samples were collected biweekly from August to September 2016. The samples were collected in sterile sample bottles and transported in cooler boxes at $<10^{\circ}\text{C}$ to the laboratory and analyzed within 3 h. Water quality parameters like EC, pH, DO and T were analyzed on site using portable meter. The other parameters such as total suspended solids (TSS) and total dissolved solids (TDS) were analyzed in laboratory as Standard Methods [12] guidelines.

The Most Probable Number (MPN) of coliforms bacteria were determined by multiple fermentation tube technique [13]. Each of separate sets of 10 tubes of Lactose broth (LB) was prepared. Then, each of the 5 tubes of 10 ml double strength LB with 1 ml of the undiluted water sample was inoculated. These LB tubes along with inverted Durham tubes were incubated at $35 \pm 0.5^{\circ}\text{C}$ for 48 hours and at $44 \pm 0.5^{\circ}\text{C}$ for 24 hours for TC and FC, respectively. Tubes were tested for gas production and turbidity of the medium at the end of 24/48 hours incubation. Positive tubes with gas formation and turbidity of the medium were sub-cultured for confirmation into Brilliant Green Lactose Bile (BGLB) broth and E.coli (EC) medium for TC and FC, respectively, with inverted Durham tubes. BGLB tubes were incubated for 48 hours at $35 \pm 0.5^{\circ}\text{C}$ and for 24 hours at $44 \pm 0.5^{\circ}\text{C}$ for EC tubes. Tubes were examined for gas production. Estimated counts of total coliform and fecal coliform were obtained from MPN tables and expressed in \log_{10} number per 100 ml.

Data were presented in the form of matrix plot. Spearman's R correlation analyses were performed to determine whether significant relationships exist among bacterial measure and water quality [14]. Statistical significance was set at p values <0.05 . River water quality variable data were normalized by \log_{10} transformations and then subjected to Kruskal-Wallis non-parametric one-way ANOVA to examine the spatial variations [7]. Cluster analysis (CA) are used to identify sources of water quality inputs and to group sampling sites into homogeneous zones (z-transformation of the input data, Euclidean distance as similarity index and Ward's method of linkage [15] using data collected from Batang Arau River. CA using the Ward's method is regarded as a very efficient method and was

applied to the standardized data considering previous reports [16-18]. All descriptive statistics and graphs were carried out using PAST (Paleontological Statistics) software V3.04 [19]. The software is available from: <http://folk.uio.no/ohammer/past/>.

3. Results and Discussion

A summary of bacterial counts (TC and FC) and physicochemical water quality (TSS, TDS, EC, DO, pH and T) including ranges, mean and standard deviation for each sampling station along the Batang Arau River for the period August to September 2016 is provided in table 2.

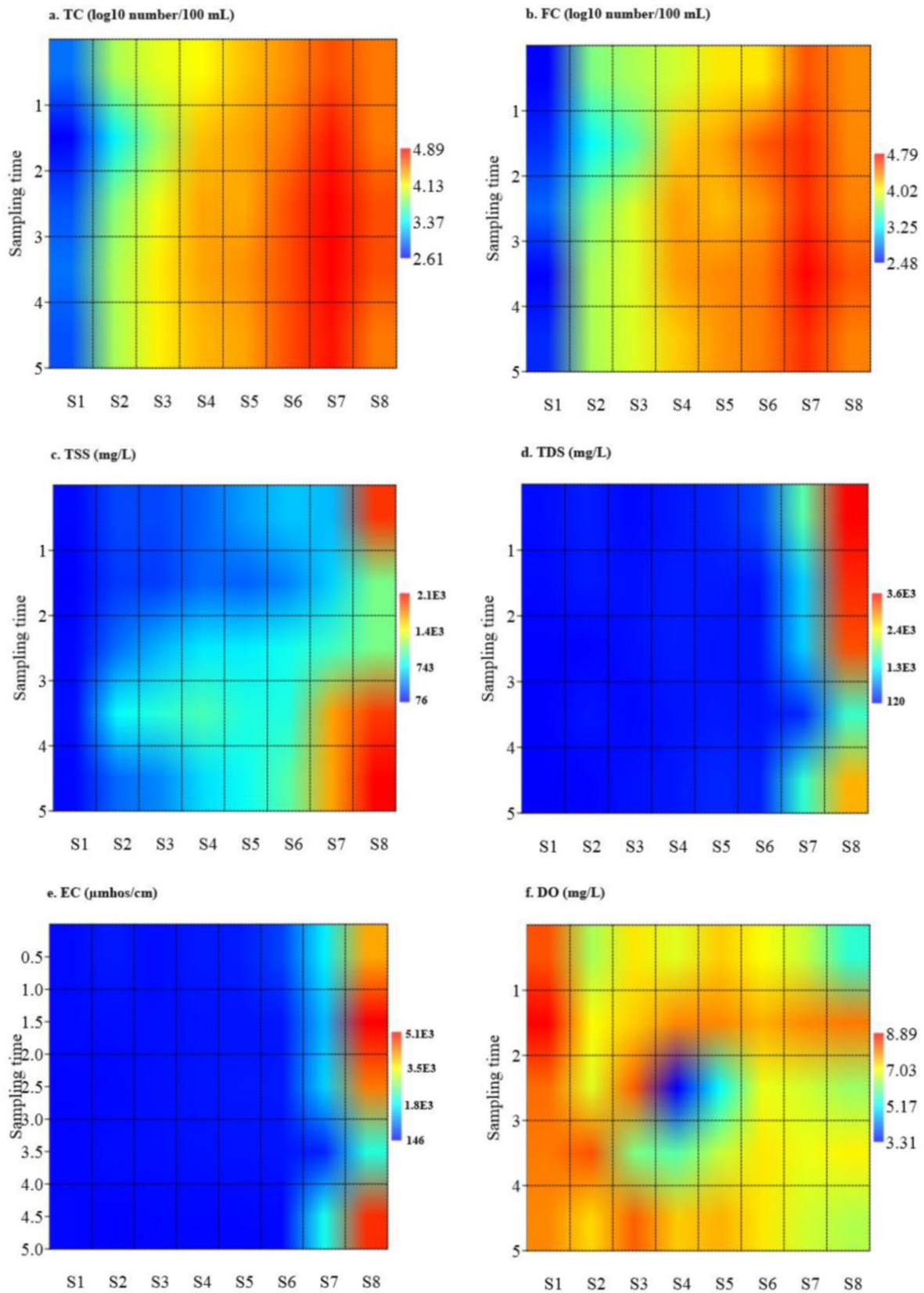
Table 2. Overall range, means and standard deviations of coliform bacteria and physicochemical water quality at the eight sampling points in the Batang Arau River

| Variable | Station | | | | | | | |
|---------------------------------------|--------------------------|-------------|-------------|-------------|-------------|-------------|-------------|-------------|
| | S1 | S2 | S3 | S4 | S5 | S6 | S7 | S8 |
| TC (Log_{10} number/100 mL) | 2.61 - 2.95 ^a | 3.34 - 3.88 | 3.83 - 4.18 | 4.13 - 4.40 | 4.32 - 4.46 | 4.46 - 4.66 | 4.66 - 4.89 | 4.53 - 4.66 |
| | 2.84±0.14 ^b | 3.75±0.23 | 4.06±0.14 | 4.32±0.11 | 4.39±0.05 | 4.60±0.09 | 4.82±0.09 | 4.58±0.08 |
| FC (Log_{10} number/100 mL) | 2.48 - 2.78 | 3.26 - 3.77 | 3.52 - 3.92 | 3.88 - 4.32 | 4.09 - 4.38 | 4.09 - 4.53 | 4.54 - 4.79 | 4.37 - 4.54 |
| | 2.59±0.12 | 3.61±0.21 | 3.81±0.18 | 4.18±0.18 | 4.26±0.12 | 4.36±0.17 | 4.66±0.09 | 4.42±0.07 |
| TSS (mg/L) | 76 - 112 | 224 - 756 | 228 - 840 | 342 - 938 | 326 - 824 | 418 - 966 | 568 - 1654 | 1052 - 2078 |
| | 94±13 | 392±212 | 462±250 | 597±252 | 622±208 | 716±213 | 1077±535 | 1611±510 |
| TDS (mg/L) | 124 - 168 | 120 - 246 | 146 - 188 | 200 - 238 | 204 - 288 | 204 - 446 | 300 - 1658 | 1518 - 3560 |
| | 139±20 | 184±58 | 169±20 | 220±16 | 244±35 | 262±105 | 1106±522 | 2884±820 |
| EC ($\mu\text{mhos/cm}$) | 172 - 206 | 146 - 308 | 182 - 234 | 182 - 298 | 183 - 312 | 183 - 559 | 369 - 1910 | 2018 - 5097 |
| | 189±17 | 216±60 | 216±21 | 249±43 | 262±49 | 316±142 | 1362±594 | 4051±1212 |
| DO (mg/L) | 7.9 - 8.9 | 6.4 - 8.3 | 6.1 - 8.2 | 3.3 - 7.9 | 5.2 - 7.9 | 6.9 - 7.6 | 6.6 - 7.9 | 5.5 - 8.0 |
| | 8.2±0.4 | 7.2±0.7 | 7.4±0.9 | 6.2±1.8 | 6.9±1.1 | 7.2±0.3 | 7.0±0.5 | 6.7±0.9 |
| pH | 8.0 - 8.9 | 8.1 - 9.1 | 7.8 - 9.6 | 7.4 - 8.5 | 7.1 - 8.2 | 7.2 - 8.1 | 7.2 - 8.2 | 6.9 - 8.1 |
| | 8.3±0.4 | 8.7±0.4 | 8.7±0.9 | 7.9±0.4 | 7.7±0.5 | 7.6±0.4 | 7.6±0.4 | 7.5±0.6 |
| T ($^{\circ}\text{C}$) | 24.2 - 26.2 | 26.4 - 31.2 | 28.1 - 34.7 | 29.3 - 33.4 | 29.2 - 33.7 | 29.6 - 33.6 | 29.7 - 32.3 | 29.5 - 32.4 |
| | 24.9±0.8 | 28.6±1.8 | 30.7±2.5 | 30.6±1.7 | 30.5±1.8 | 30.5±1.7 | 30.4±1.1 | 30.4±1.1 |

a = range

b = mean±stdev.

Spatial distribution of coliform bacteria as well as physicochemical parameters in Batang Arau River over the sampling period is presented in figure 2a-h.



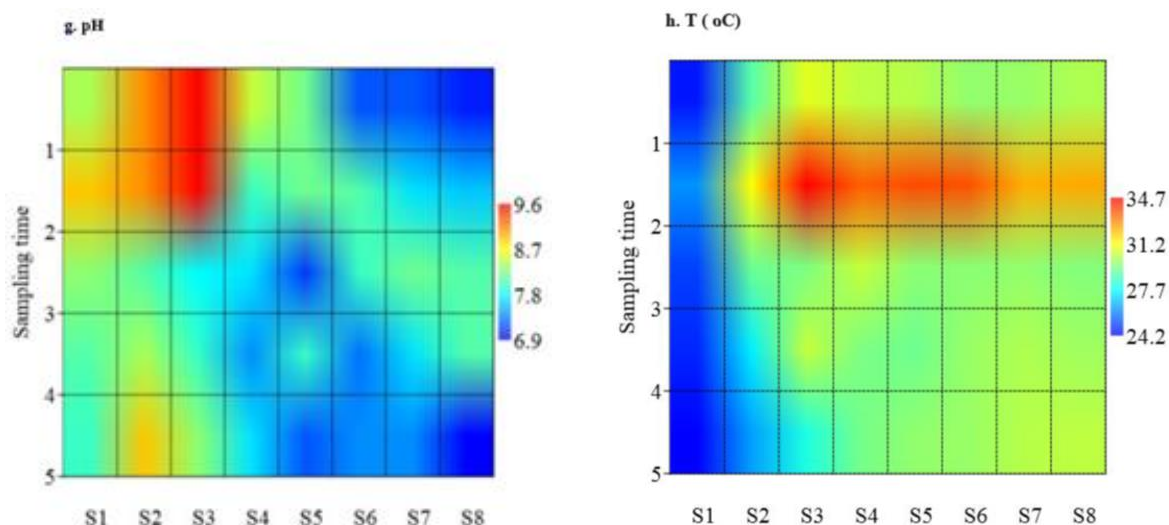


Figure 2a-h. Spatial distribution of bacterial and physicochemical parameters along Batang Arau River: a. TC; b. FC; c. TSS; d. TDS; e. EC; f. DO; g. pH; h. T.

(Note: Sampling date: 1. 01-Aug-16; 2. 15-Aug-16; 3. 29-Aug-16; 4. 12-Sep-16; 5. 26-Sep-16)

Among the sampling stations, TC counts of all stations were highly variable with Station 1 and Station 7 constantly recording the lowest and highest mean counts, respectively, during the sampling period. These concentrations and wide variations are similar to findings elsewhere [6, 7, 20, 21]. The upstream of the river, S1, is less affected by anthropogenic, therefore the lowest coliform counts was obtained. The bacterial contamination of the river occurred to reflect human activities around, with mean total coliform counts ranking in the following spatial order; $S7 > S8 > S6 > S5 > S4 > S3 > S2 > S1$. The bacterial counts indicate sewage waste disposal in the rural Batang Arau watershed, implying a lack of treatment infrastructure. The significant differences between S1 and other all stations were clarified by one-way ANOVA ($p < 0.05$) from the mean counts analyzed at the other seven sampling stations (p value varies from 0.0104 to 0.0117).

The concentration changes of the FC were very similar to the spatial distribution trends of the TC. One-way ANOVA demonstrated a significant difference in FC levels between S1 and other stations ($p < 0.05$; in the range of 0.0107 to 0.0117), similar to the spatial variability trends of TC counts. The fecal component of the bacteria counts indicates that domestic sewage forms a significant portion of the pollutants in the river. The high coliform counts in water sample at S2 could be as a result of the discharge of untreated wastewater and solid waste from residential areas around the station. Similar studies by Amisah (2014) observed that discharges from human settlements along catchment area contribute to the pollution of the river [7]. Moreover, the lack of suitable permanent disposal sites for both liquid and solid wastes in catchment has conducted in the use of river as a waste dumping ground. Inefficient sewage treatment systems has resulted in insanitary practices, such as urinating or defecating into open spaces, which may be released into the river to increase the microbial load of the river. The mean FC counts ranked in the following spatial order; $S7 > S8 > S6 > S5 > S4 > S3 > S2 > S1$ during the study. Overall, significant spatial variations in the microbial loads of the water over the sampling period were observed which involves the different land-use activities by the communities around this area.

Mean TC and FC counts increased downstream with respect to locations, except S8. These microbial counts decreasing, from S7, may be due to a physical effect, i.e. osmotic pressure [22] since the concentration of EC in this estuary area increase significantly. With high osmotic pressure, such as concentrated salt brine, water inside the microbial cell moves out through the membrane and into the brine, causing a partial dehydration of the cell. This slows metabolic processes and interferes with multiplication of the microorganisms. Bacterial metabolism is sensitive to salt, because salt exhibits specific ionic and water binding properties [23]. The latter effect is of greatest importance because the

addition of salt to the fermentation liquor leads to a decrease in water activity, a_w . Decreases in a_w below the optimum values for growth often result in a linear decrease of the growth rate [24].

Between bacterial counts and some physicochemical parameters, a strong correlation was demonstrated (i.e.: TSS: $r = 0.807$ and 0.805 ; TDS: $r = 0.733$ and 0.723 ; EC: $r = 0.709$ and 0.680 ; pH: $r = -0.599$ and -0.606 ; for TC and FC respectively). Details of the various correlation coefficients are presented in table 3. Young and Thackston (1999) found that fecal bacteria counts in urban tributaries were much higher in sewered basins than in nonsewered basins and in general were related to housing density, population, development, percent impervious area, and domestic animal density [25]. Mallin et al. (2000) found that fecal coliform densities were strongly correlated with turbidity (positively) and salinity (negatively) [26].

Table 3. Spearman rank correlation coefficient of coliform bacteria and physicochemical water quality in the Batang Arau River

| Spearman R | TC | FC | TSS | TDS | EC | pH | DO | T |
|------------|----------------|----------------|----------------|---------------|---------|---------|---------|---|
| TC | 1 | | | | | | | |
| FC | 0.9779 | 1 | | | | | | |
| TSS | 0.8069 | 0.8052 | 1 | | | | | |
| TDS | 0.7333 | 0.7225 | 0.640 | 1 | | | | |
| EC | 0.7091 | 0.680 | 0.6064 | 0.8267 | 1 | | | |
| pH | -0.5987 | -0.6061 | -0.6643 | -0.4942 | -0.3919 | 1 | | |
| DO | -0.4290 | -0.4001 | -0.5288 | -0.3335 | -0.4662 | 0.3751 | 1 | |
| T | 0.4271 | 0.4419 | 0.2438 | 0.4131 | 0.4813 | -0.1309 | -0.2156 | 1 |

To obtain similarity groups between the sampling sites cluster analysis (CA) was applied. The dataset was treated (after data scaling by z-transformation) by the Ward's method of linkage with squared Euclidean distance as measure of similarity [17]. Figure 3 presents the dendrogram obtained from CA that reveals that eight sampling stations on the stream are grouped into two statistically significant clusters. Cluster 1 consists of station S1; while cluster 2 consists of stations S2 to S8. The cluster classifications change with significant level because the stations in the groups have similar characteristic features that are influenced by similar sources. Compared to their average bacterial indicator data and information in clusters with drinking water guidelines [27-28], it could be resumed that clusters 1 and 2 conformed to relatively moderate and high polluted regions, respectively.

Cluster 1 is located at the upstream area (S1) of the Batang Arau River, in forested area and there is no influence of human activities on water quality, representing the natural background concentration of microbial indicator. However, since the TC and FC counts at this station were exceeded the WHO guidelines, the origin of the microbial indicators could be from wild animal manure, soil and submerged wood [29]. Next to S1, at stations S2 to S8, the increasing of bacterial indicator counts were obtained, reflecting the discharge of pollutants from human activities. These stations are included in this Cluster 2 and located towards to the downstream of the Batang Arau River. At the downstream, all pollutants from all human activities along the river is accumulated, so that the counts of microbial indicator were higher than the previous stations. Therefore, cluster 2 is corresponded to relatively high pollution stations. The results may be a direct reflection of the human population distribution along the river. The higher the concentration of indicator bacteria in water, the higher the risk of illness especially to domestic users [6].

The result of CA suggests that there is no significant difference in the microbial quality at the station in the same cluster, so that for monitoring the microbial quality, sampling at one of stations in the same cluster is possible. The result points that this approach may offer the possible design of a future spatial sampling strategy in an optimal way and provides a reliable classification of surface waters in the whole region. The number of the sampling site could be optimized, for rapid quality assessment studies, not all monitoring sites can be used, but only representative sites from each

cluster. This, in turn, will reduce the number of analysis and the cost of the risk assessment procedure [17].

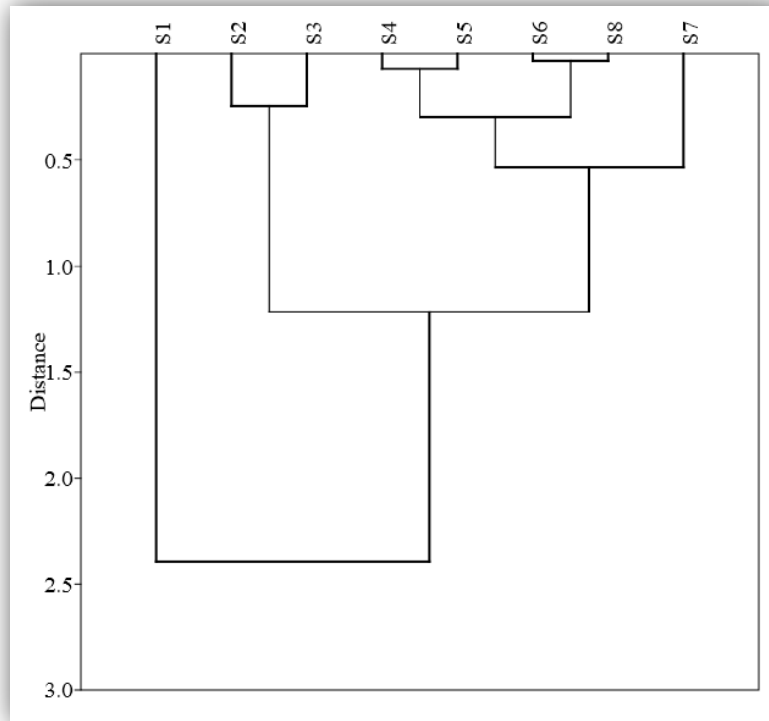


Figure 3. Dendrogram showing different clusters of sampling station located in Batang Arau catchment area according to coliform bacteria parameters.

4. Conclusions

The results indicated that, in general, all the coliform bacteria have similar spatial distribution pattern, with an increasing trend in concentration from upstream to downstream of the Batang Arau River, indicating the influences of natural and anthropogenic sources along the river. This study denotes that the coliform bacteria contamination of the Batang Arau River waters is the result of contributions from upstream inputs, tributaries, and several non-point pollution sources (domestic wastewater and agriculture). Spatial variation of coliform bacteria in Batang Arau River, confirmed using one-way ANOVA and CA, classified all the sampling stations into two main groups of spatial similarities. Cluster 1, correspond to S1, was located in upstream area with a moderate pollution region, while cluster 2, from the middle course to the downstream of the river (S2 to S8) were in a region of relatively high pollution. The results may offer the optimal design of a future spatial sampling strategy that will reduce the number of analysis and the cost of the risk assessment procedure.

References

- [1] Griesel M. and Jagals P. 2002 *Water SA* **28(2)**, 27-234.
- [2] Grabow W.O.K. 1996 *Water SA* **22(2)**, 193–203.
- [3] Bezuidenhout C.C., Mthembu N., Puckree T., and Lin J. 2002 *Water SA* **38(3)**, 281–286.
- [4] Germs W., Coetzee M.S., Van Rensburg L., and Maboeta M.S. 2004 *Water SA* **30(2)**, 267–272.
- [5] Lin J., Biyela P.T., Puckree T., and Bezuidenhout C.C. 2004 *Water SA* **30(1)**, 17-22.
- [6] Sibanda T., Chigor V.N., and Okoh A.I. 2013 *Environ Monit Assess* **185(8)**, 6579-6590.
- [7] Amisah S. and Nuamah P.A. 2014 *Exposure and Health* **6(4)**, 217-224.

- [8] Djuikom E., Njine T., Nola M., and Sikati V. 2006 *Environ Monit Assess* **122(1-3)**, 171–183.
- [9] Evanson M. and Ambrose R. F. 2006 *Water Res.* **40(3)**, 475–486.
- [10] Bapedalda Propinsi Sumatera Barat, 2014 Status Lingkungan Hidup Daerah Tahun 2014.
- [11] Badan Pusat Statistik, 2014 Padang Dalam Angka.
- [12] WEF, 1999 Standard Methods for the Examination of Water and Wastewater Part 1000 Standard Methods for the Examination of Water and Wastewater.
- [13] WHO/UNEP, 1996 *Water Quality Monitoring - A Practical Guide to the Design and Implementation of Freshwater Quality Studies and Monitoring Programmes*.
- [14] Plummer J.D. and Long S.C. 2007 *Water Res.* **41(16)**, 3716–3728.
- [15] Boyacioglu H. and Boyacioglu H. 2007 *Environ Monit Assess* **131(1-3)**, 371–376.
- [16] Vega M., Pardo R., Barrado E., and Deban L. 1998 *Water Res.* **32(12)**, 3581-3592.
- [17] Simeonov V., Stratis J.A., Samara C., Zachariadis G., Voutsas D., Anthemidis A., Sofoniou M., Kouimtzis T. 2003 *Water Res.* **37(17)**, 4119–4124.
- [18] Helard D., Fajri, J.A., Setiyawan, A.S., Li F., Yamada, T., Horio, A., Huang, M. 2012 *Journal of Japan Soc. Civ. Eng. Ser. G (Environmental Res.)* **68(7)**, 1–11.
- [19] Hammer Ø., Harper D. A. T., and Ryan P. D. 2001 *Palaeontol. Electron.* **4(1)**, 1–9.
- [20] Cabral J. P. and Marques C. 2006 *Environ. Monit. Assess.* **118(1-3)**, 21–36.
- [21] Chigor V. N., Sibanda T., and Okoh A. I. 2013 *Env. Sci Pollut Res* **20(6)**, 4125–4136.
- [22] Ware B. Y. G. C., Childs E., and Smith H. M. 1955 *J. Appl. Microbiol.* **18(3)**, 2–4.
- [23] Korkeala H., Alanko T., and Tiusanen T. 1992 *Acta vet. scand.*, **33**, 27–32.
- [24] McMeekin T. A. et al. 1987 *J. Appl. Bacteriol.*, **62(2)**, 543–550.
- [25] Young K. D. and Thackston E. L. 1999 *J. Environ. Eng.* **125**, 1177–1180.
- [26] Mallin M. A, Johnson V. L., and Ensign S. H. 2009 *Environ. Monit. Assess.* **159(1-4)**, 475–91.
- [27] WHO, 1997 *Guidelines for drinking-water quality*, 2nd ed. WHO Geneva.
- [28] WHO, UNEP, and FAO, 2006 *WHO Guidelines for the Use of Wastewater, Excreta and Greywater*, vol. II.
- [29] Shiklomanov I. A. 2000 *Water International*, **25(1)**, 11–32.



CERTIFICATE

This is to certify that


DENNY HELARD

has participated in the

**CONFERENCE ON INNOVATION IN TECHNOLOGY
AND ENGINEERING SCIENCE (CITES 2018)**

as **Presenter**

November 8th – 9th, 2018 in Padang, Indonesia



RECTOR OF UNIVERSITAS ANDALAS

[Signature]
Prof. Dr. Tardil Husni, SE, MBA

CHAIRMAN

[Signature]
Prof. Dr. Eng. Gunawarman, MT


**SJR**

Scimago Journal & Country Rank

Enter Journal Title, ISSN or Publisher Name

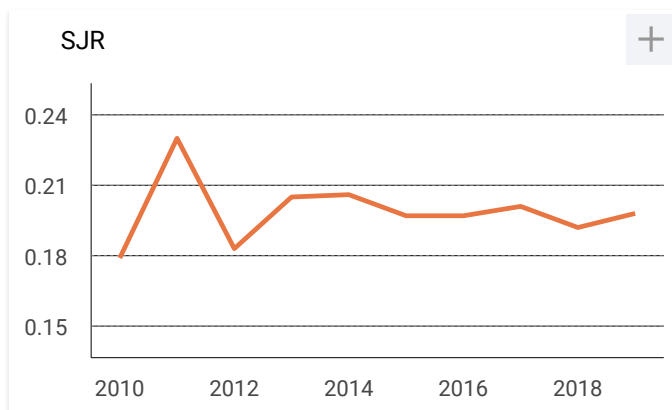
[Home](#)[Journal Rankings](#)[Country Rankings](#)[Viz Tools](#)[Help](#)[About Us](#)

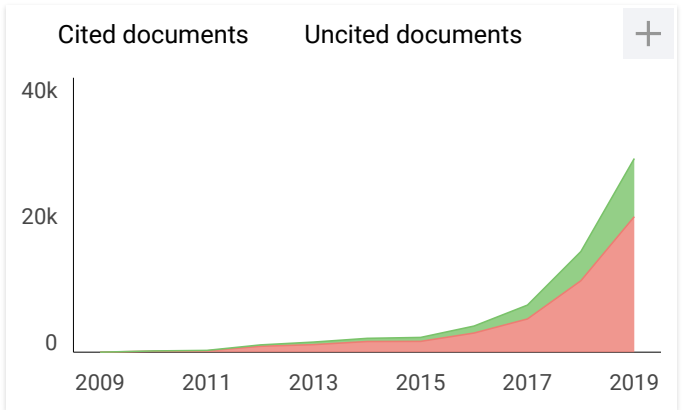
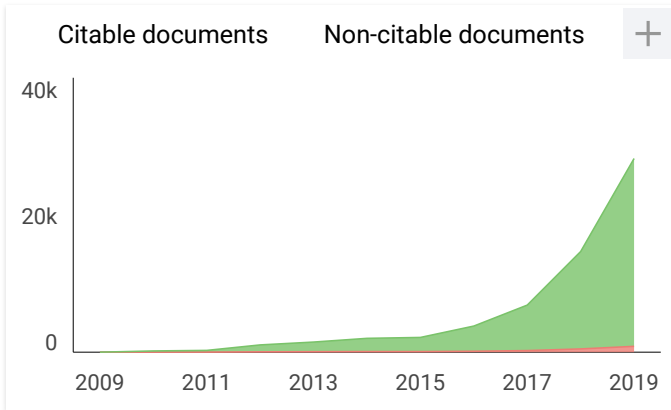
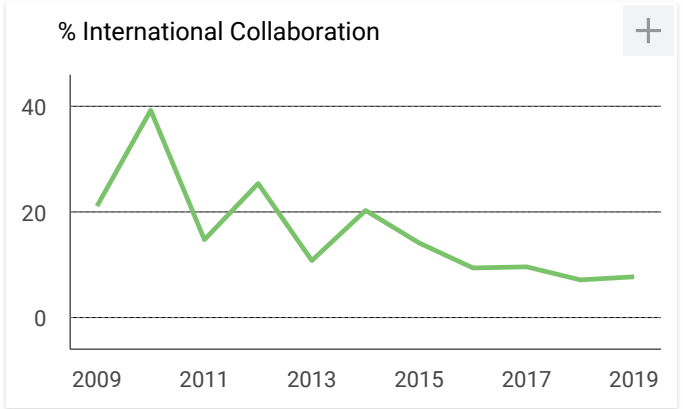
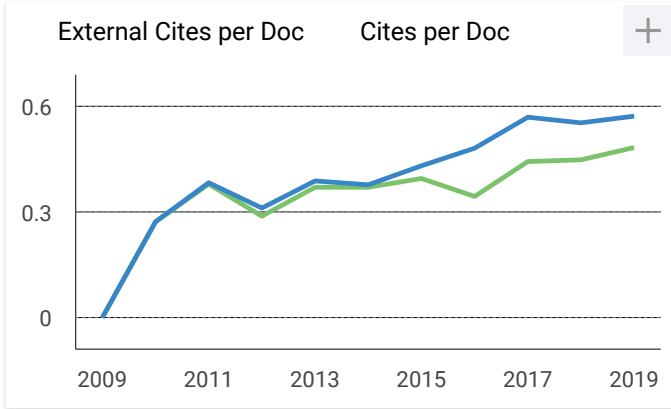
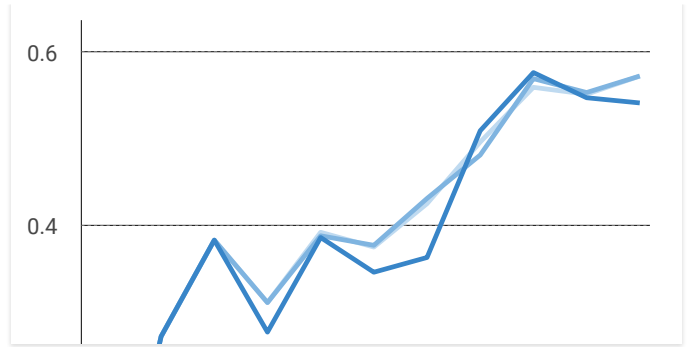
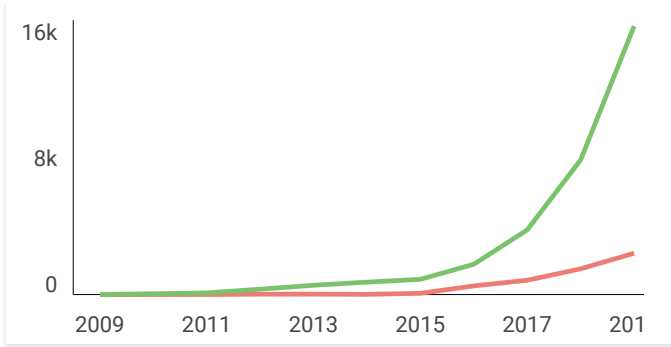
IOP Conference Series: Materials Science and Engineering

| | |
|----------------------------------|---|
| Country | United Kingdom -  SCIMAGO INSTITUTIONS RANKINGS |
| Subject Area and Category | Engineering Engineering (miscellaneous) Materials Science Materials Science (miscellaneous) |
| Publisher | IOP Publishing Ltd. |
| Publication type | Conferences and Proceedings |
| ISSN | 17578981, 1757899X |
| Coverage | 2009-2020 |
| Scope | The open access IOP Conference Series provides a fast, versatile and cost-effective proceedings publication service for your conference. Key publishing subject areas include: physics, materials science, environmental science, bioscience, engineering, computational science and mathematics. |
| | ? Homepage |
| | How to publish in this journal |
| | Contact |
| | Join the conversation about this journal |

31

H Index

**Citations per document** +**Total Cites** **Self-Cites** +



IOP Conference Series: Materials Science and...

← Show this widget in your own website

Not yet assigned quartile

SJR 2019 0.2

Just copy the code below and paste within your html code:

```
<a href="https://www.scimagojr.com
```

powered by scimagojr.com

Metrics based on Scopus® data as of April 2020



Source details

IOP Conference Series: Materials Science and Engineering

Scopus coverage years: from 2009 to 2020

ISSN: 1757-8981 E-ISSN: 1757-899X

Subject area: Engineering: General Engineering Materials Science: General Materials Science

[View all documents >](#)

[Set document alert](#)

[Save to source list](#) [Journal Homepage](#)

CiteScore 2019

0.6



SJR 2019

0.198



SNIP 2019

0.543



[CiteScore](#) [CiteScore rank & trend](#) [Scopus content coverage](#)

CiteScore 2019

$$0.6 = \frac{28,183 \text{ Citations 2016 - 2019}}{47,300 \text{ Documents 2016 - 2019}}$$

Calculated on 06 May, 2020

CiteScoreTracker 2020

$$0.7 = \frac{46,794 \text{ Citations to date}}{66,500 \text{ Documents to date}}$$

Last updated on 10 January, 2021 • Updated monthly

CiteScore rank 2019

| Category | Rank | Percentile |
|---------------------------|----------|------------|
| Engineering | | |
| General Engineering | #222/299 | 25th |
| Materials Science | | |
| General Materials Science | #371/460 | 19th |

[View CiteScore methodology >](#) [CiteScore FAQ >](#) [Add CiteScore to your site](#)

About Scopus

- [What is Scopus](#)
- [Content coverage](#)
- [Scopus blog](#)
- [Scopus API](#)
- [Privacy matters](#)

Language

- [日本語に切り替える](#)
- [切换到简体中文](#)
- [切换到繁體中文](#)
- [Русский язык](#)

Customer Service

- [Help](#)
- [Contact us](#)