



Water Science and Technology


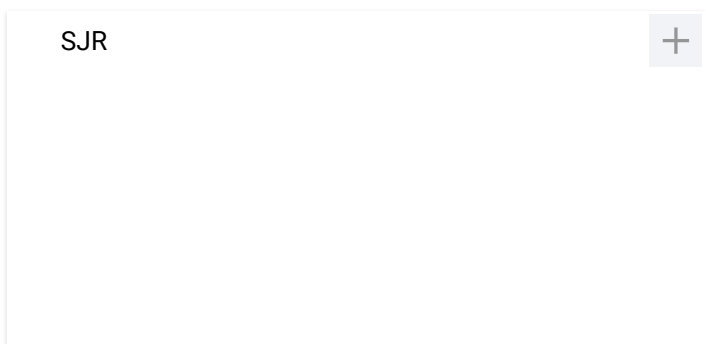
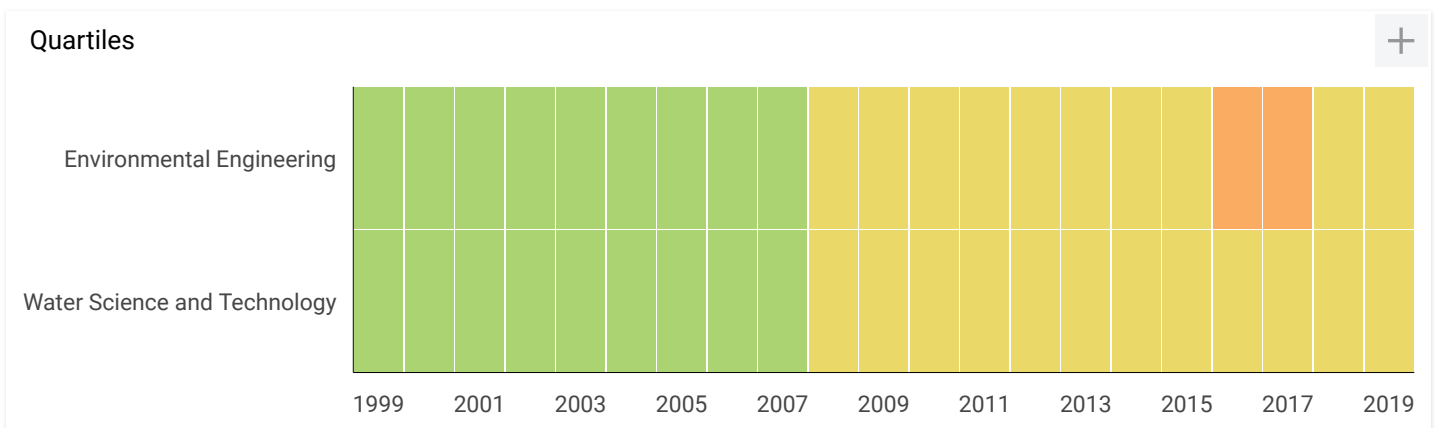
Country	United Kingdom - SCIMAGO INSTITUTIONS RANKINGS
Subject Area and Category	Environmental Science Environmental Engineering Water Science and Technology
Publisher	IWA Publishing
Publication type	Journals
ISSN	02731223
Coverage	1970, 1980-2020

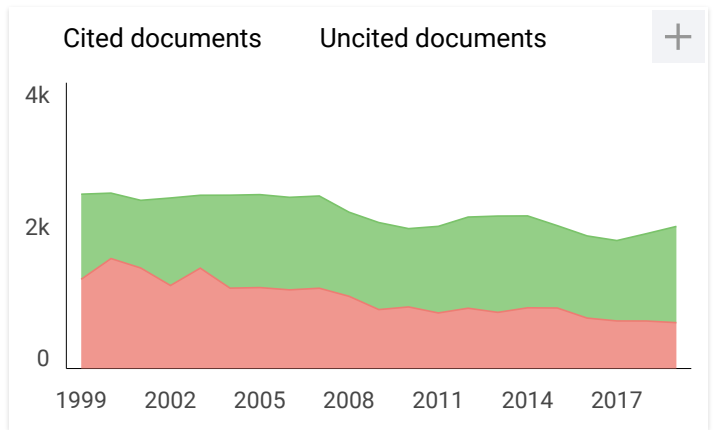
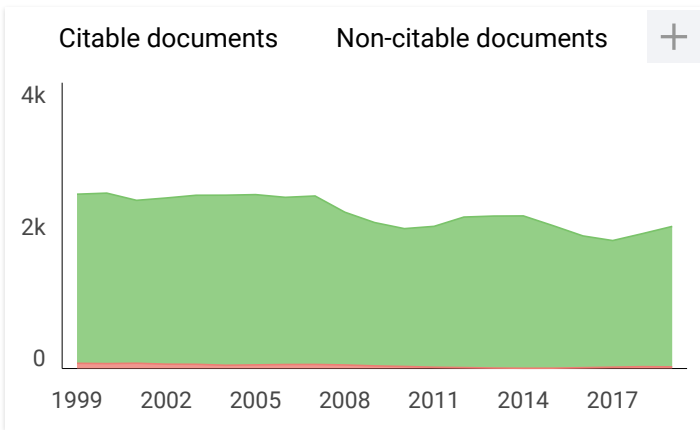
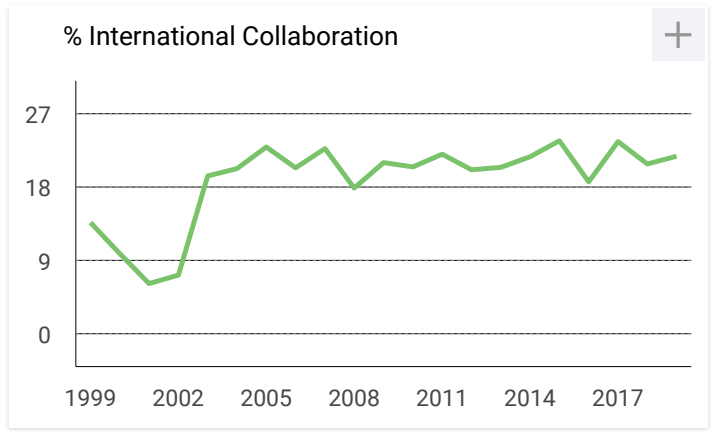
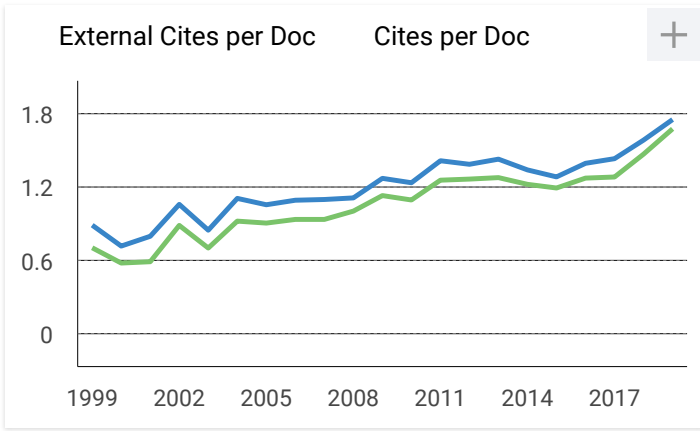
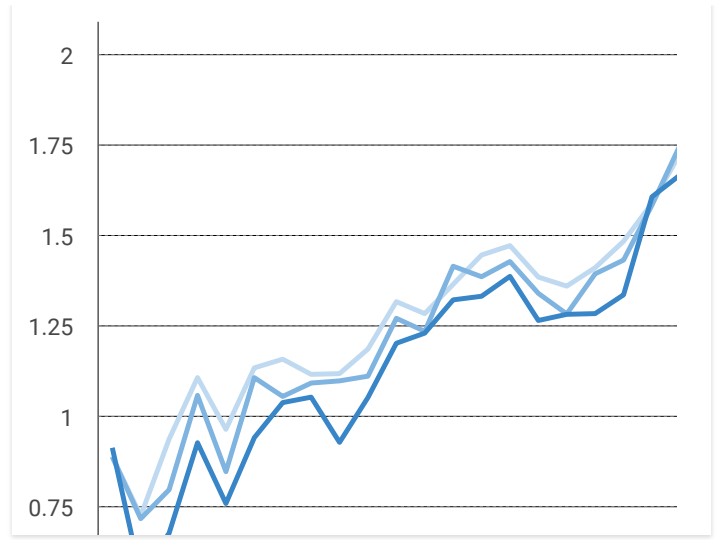
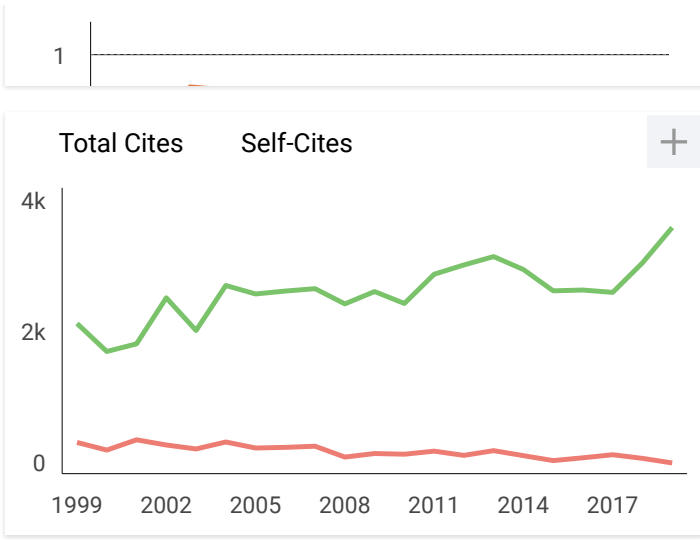
131

H Index

Scope Water Science and Technology publishes peer-reviewed papers on all aspects of the science and technology of wastewater treatment and water quality management worldwide. This encompasses five broad areas: Wastewater treatment and transportation processes for stormwater and domestic, industrial and municipal effluents Sources of pollution including hazardous wastes and source control Effects and impacts of pollution on rivers, lakes, groundwater and marine waters Water reuse and aquatic environmental restoration Policy, strategy, control and management aspects of water quality Water Science and Technology, together with Water Supply and Water Practice and Technology, have a special mission to serve as a bridge between science, engineering applications and management aspects of water as represented by the many IWA Specialist Groups. Papers describing progress in full-scale implementations are particularly encouraged. Water Science and Technology offers fast publication for new findings and research directions.

- [? Homepage](#)
- [How to publish in this journal](#)
- [Contact](#)
- [Join the conversation about this journal](#)





Water Science and Technology

Q2 Environmental Engineering
best quartile

SJR 2019
0.47

powered by scimagojr.com

← Show this widget in your own website

Just copy the code below and paste within your html code:

```
<a href="https://www.scimaç
```

Metrics based on Scopus® data as of April 2020

F **Fiderman Machuca Martinez** 4 months ago

Estimados señores SJR,
 por favor me indican si la revista Water Science and Technology estuvo cancelada o descontinuada en Scopus y por ende en el SJR report para el 2017 a 2020. He buscado en Scopus y la revista reporta actividad para esos años



Source details

Water Science and Technology

Formerly known as: Progress in Water Technology

Scopus coverage years: 1970, from 1980 to 2020

Publisher: IWA Publishing

ISSN: 0273-1223

Subject area: Environmental Science: Water Science and Technology Environmental Science: Environmental Engineering

CiteScore 2019

2.9



SJR 2019

0.471



SNIP 2019

0.693



[View all documents >](#)

[Set document alert](#)

[Save to source list](#) [Journal Homepage](#)

[CiteScore](#) [CiteScore rank & trend](#) [Scopus content coverage](#)

CiteScore 2019

$$2.9 = \frac{6,931 \text{ Citations } 2016 - 2019}{2,428 \text{ Documents } 2016 - 2019}$$

Calculated on 06 May, 2020

CiteScoreTracker 2020

$$3.2 = \frac{7,287 \text{ Citations to date}}{2,258 \text{ Documents to date}}$$

Last updated on 10 January, 2021 • Updated monthly

CiteScore rank 2019

Category	Rank	Percentile
Environmental Science		
Water Science and Technology	#88/217	59th
Environmental Science		
Environmental Engineering	#55/132	58th

[View CiteScore methodology >](#) [CiteScore FAQ >](#) [Add CiteScore to your site](#)

About Scopus

- [What is Scopus](#)
- [Content coverage](#)
- [Scopus blog](#)
- [Scopus API](#)
- [Privacy matters](#)

Language

- [日本語に切り替える](#)
- [切换到简体中文](#)
- [切换到繁體中文](#)
- [Русский язык](#)

Customer Service

- [Help](#)
- [Contact us](#)



Select Language ▼

Issues

Select Year Issue

Issue Navigation

RESEARCH ARTICLE

Microstickies agglomeration by electric field **FREE**

Xiaotang (Tony) Du; Jeffery S. Hsieh

[Abstract ▼](#)[View article](#)[PDF](#)

Study of different carbon materials for their use as bioanodes in microbial fuel cells **FREE**

Catalina González-Nava; Luis A. Godínez; Abraham U. Chávez; Bibiana Cercado; Luis G. Arriaga ...

[Abstract ▼](#)[View article](#)[PDF](#)

Dielectric barrier discharge-based investigation and analysis of wastewater treatment and pollutant removal **FREE**

N. Ramdani; A. Lousdad; A. Tilmatine; S. Nemnich

[Abstract ▼](#)[View article](#)[PDF](#)[Skip to Main Content](#)

Adsorption and photocatalytic degradation of pharmaceuticals and pesticides by carbon doped-TiO₂ coated on zeolites under solar light irradiation **FREE**

Ye An; David Johannes de Ridder; Chun Zhao; Klaas Schoutteten; Julie Vanden Bussche ...

[Abstract](#) ▾[View article](#)[PDF](#)

Sewage sludge pretreatment by microwave irradiation combined with activated carbon fibre at alkaline pH for anaerobic digestion **FREE**

Dedong Sun; Sixiao Guo; Nina Ma; Guowen Wang; Chun Ma ...

[Abstract](#) ▾[View article](#)[PDF](#)

Treatment of cyanide wastewater by bulk liquid membrane using tricaprylamine as a carrier **FREE**

Guoping Li; Juanqin Xue; Nina Liu; Lihua Yu

[Abstract](#) ▾[View article](#)[PDF](#)

Degradation of nicosulfuron by a novel isolated bacterial strain *Klebsiella* sp. Y1: condition optimization, kinetics and degradation pathway **FREE**

Lin Wang; Xiaolin Zhang; Yongmei Li

[Abstract](#) ▾[View article](#)[PDF](#)

Kinetic evaluation of nitrification performance in an immobilized cell membrane bioreactor **FREE**

D. Güven; E. Ubay Çokgör; S. Sözen; D. Orhon

[Abstract](#) ▾[View article](#)[PDF](#)

Effect of solid-state NaOH pretreatment on methane production from thermophilic semi-dry anaerobic digestion of rose stalk **FREE**

Yue-Gan Liang; Beijiu Cheng; You-Bin Si; De-Ju Cao; Dao-Lin Li ...

[Abstract](#) ▾[View article](#)[PDF](#)

Understanding the factors influencing the removal of heavy metals in urban stormwater runoff **FREE**

Marla C. Maniquiz-Redillas; Lee-Hyung Kim

[Abstract](#) ▾[View article](#)[PDF](#)

[Abstract](#) ▾[View article](#)[PDF](#)

Utilization of maize husk (*Zea mays* L.) as low-cost adsorbent in removal of iron from aqueous solution **FREE**

S. Indah; D. Helard; A. Sasmita

[Abstract](#) ▾[View article](#)[PDF](#)

Application of a novel sampling bailer device for the analysis of dissolved methane concentrations in municipal wastewater during and following anaerobic treatment **FREE**

David J. Beale; Tim H. Muster; Jason Low; Mark Trickey

[Abstract](#) ▾[View article](#)[PDF](#)

Removal of clomazone herbicide from a synthetic effluent by electrocoagulation **FREE**

Cristina Benincá; Fernanda T. Vargas; Manoel L. Martins; Fábio F. Gonçalves; Rodrigo P. Vargas ...

[Abstract](#) ▾[View article](#)[PDF](#)

Leaching of dissolved phosphorus from tile-drained agricultural areas **FREE**

H. E. Andersen; J. Windolf; B. Kronvang

[Abstract](#) ▾[View article](#)[PDF](#)

Sequential UASB and dual media packed-bed reactors for domestic wastewater treatment – experiment and simulation **FREE**

Raúl Rodríguez-Gómez; Gunno Renman

[Abstract](#) ▾[View article](#)[PDF](#)

Effects of three additives on the removal of perfluorooctane sulfonate (PFOS) by coagulation using ferric chloride or aluminum sulfate **FREE**

Namiaki Kichimoto; Masanori Kobayashi

[Skip to Main Content](#)

[Abstract](#) ▾[View article](#)[PDF](#)

Rapid novel test for the determination of biofouling potential on reverse osmosis membranes **FREE**

Cervinia V. Manalo; Masaki Ohno; Tetsuji Okuda; Satoshi Nakai; Wataru Nishijima

[Abstract](#) ▾[View article](#)[PDF](#)

Study of dilution, height, and lateral spread of vertical dense jets in marine shallow water **FREE**

Nadeem Ahmad; Takayuki Suzuki

[Abstract](#) ▾[View article](#)[PDF](#)

Performance of iron nano particles and bimetallic Ni/Fe nanoparticles in removal of amoxicillin trihydrate from synthetic wastewater **FREE**

Ahmad Reza Yazdanbakhsh; Hasti Daraei; Mohamad Rafiee; Hosein Kamali

[Abstract](#) ▾[View article](#)[PDF](#)

Plant uptake of diclofenac in a mesocosm-scale free water surface constructed wetland by *Cyperus alternifolius* **FREE**

Jun Zhai; Md. Hasibur Rahaman; Jiucui Ji; Zhiyoung Luo; Quanfeng Wang ...

[Abstract](#) ▾[View article](#)[PDF](#)

A methodology for linking 2D overland flow models with the sewer network model SWMM 5.1 based on dynamic link libraries **FREE**

Jorge Leandro; Ricardo Martins

[Abstract](#) ▾[View article](#)[Supplementary data](#)[PDF](#)

The use of reactive material for limiting P-leaching from green roof substrate **FREE**

Agnieszka Bus; Agnieszka Karczmarczyk; Anna Baryła

[Abstract](#) ▾[View article](#)[PDF](#)

[Skip to Main Content](#)

Fouling of a microfiltration membrane by humic-like substances: a mathematical approach to modelling permeate flux and membrane

retention **FREE**

Eskandar Poorasgari; Ali Farsi; Morten Lykkegaard Christensen

Abstract ▾

View article

 PDF**Optimisation of radiolysis of Reactive Red 120 dye in aqueous solution using ionising ^{60}Co gamma radiation by response surface methodology****FREE**

V. C. Padmanaban; M. S. Giri Nandagopal; Anant Achary; V. N. Vasudevan; N. Selvaraju

Abstract ▾

View article

 PDF**Temporal variations and trends in loads of commonly used pharmaceuticals to large wastewater treatment plants in Sweden, a case study (Ryaverket)** **FREE**

N. Paxéus; K. Bester; Haitham El-taliawy

Abstract ▾

View article

 PDF**Towards energy neutrality by optimising the activated sludge process of the WWTP Bochum-Ölbachtal** **FREE**

S. T. Marner; D. Schröter; N. Jardin

Abstract ▾

View article

 PDF**Arsenic removal from groundwater using low-cost carbon composite electrodes for capacitive deionization** **FREE**

Ju-Young Lee; Nantanee Chaimongkalayon; Jinho Lim; Heung Yong Ha; Seung-Hyeon Moon

Abstract ▾

View article

 PDF**Evaluation of the energetic potential of sewage sludge by characterization of its organic composition** **FREE**

C. Schaum; D. Lensch; P. Cornel

Abstract ▾

View article

 PDF

Skip to main content

Co-digestion of press liquids of source-sorted municipal organic waste in anaerobic sludge treatment of municipal wastewater treatment



Editorial Board

Editor-in-Chief

Wolfgang Rauch, University of Innsbruck, Austria

Core Editor Team

James Ball, University of Technology, Sydney, Australia

Jo Burgess, Water Research Commission, South Africa

Günter Langergraber, University of Natural Resources, Austria

Jeroen G. Langveld, Delft University of Technology, The Netherlands

Marie-Noelle Pons, CNRS Université de Lorraine, Nancy, France

Leiv Rieger, inCTRL Solutions Inc., Canada

Ivana Teodorovic, University of Novi Sad Faculty of Sciences, Serbia

Guoren Xu, Harbin Institute of Technology, China

Editors

Aminuddin Ab Ghani, Universiti Sains Malaysia, Malaysia

Srijan Aggarwal, University of Alaska Fairbanks, USA

Míriam Amaral, Universidade Federal de Minas Gerais, Brazil

Idil Arslan-Alaton, Istanbul Technical University, Turkey

Nazik Artan, Istanbul Technical University, Turkey

Akintunde Babatunde, University of Leeds, UK

Skip to **Juan Antonio Baeza**, Universitat Autònoma de Barcelona, Spain

Giorgio Bertanza, University of Brescia, Italy

Tobias Bleninger, Federal University of Paraná, Brazil

Camilla Braguglia, Water Research Institute, Italy
Andrea G. Capodaglio, University of Pavia, Italy
Diana Catalina Rodriguez, Universidad de Antioquia, Colombia
Daniele Cecconet, University of Pavia, Italy
Evans Chirwa, South Africa
Meng Nan Chong, Monash University, Malaysia
Nicolas Derlon, Eawag, Switzerland
Gabriele Freni, Università di Enna Kore, Italy
Dawen Gao, Harbin Institute of Technology, China
Sergi Garcia Segura, Arizona State University, USA
Simon Gonzalez, National Autonomous University of Mexico
Jianhua Guo, The University of Queensland, Australia
Faisal Hai, University of Wollongong, Australia
Willie Harper, Air Force Institute of Technology, Ohio, USA
Harald Horn, Karlsruhe Institute of Technology, Germany
Xia Huang, Tsinghua University, China
Yuk Feng Huang, Universiti Tunku Abdul Rahman, Malaysia
Changwon Kim, Pusan University, Busan, Korea
Manfred Kleidorfer, University of Innsbruck, Austria
Daniele Biagio Laucelli, Politecnico di Bari, Italy
Olivier Lefebvre, National University of Singapore, Singapore
Zifu Li, University of Science and Technology, Beijing, China
Dezhao Liu, Zhejiang University, China
Giorgio Mannina, Università di Palermo, Italy
Giuseppe Mascolo, Istituto di ricerca sulle acque Consiglio Nazionale delle Ricerche, Italy
Victor Matamoros, Institute of Environmental Assessment and Water Research (IDAEA), Spain
Lucas Meili, Federal University of Alagoas, Brazil
Leopoldo Mendosa Espinosa, Autonomous University of Baja California, Mexico
Tobias Morck, Universität Kassel, Germany
Eberhard Morgenroth, ETH Zuerich / EAWAG Duebendorf, Switzerland
Mu. Naushad, King Saud University, Saudi Arabia
Adalberto Noyola, Universidad Nacional Autónoma de México
Isabel Oller, CIEMAT-Plataforma Solar de Almería, Spain

[Skip to Main Content](#)

Gustaf Olsson, Lund University, Sweden
Banu Örmeci, Carleton University, Canada
Elías Razo-Flores, IPICYT, Mexico
Luigi Rizzo, University of Salerno, Italy
Jorge Rodríguez, Masdar Institute of Science and Technology, United Arab Emirates
Roisin Rooney, European Commission, Italy
Fabrizio Sabba, Northwestern University, USA
Lotfi Sellaoui, Monastir University, Tunisia
Mika Sillanpää, University of Electronic Science and Technology, China
Robert Sitzenfrei, University of Innsbruck, Austria
Ho Kyong Shon, University of Technology Sydney (UTS), Australia
Katerina Stamatelatou, Democritus University of Thrace, Greece
Darren Sun, Nanyang Technological University, Singapore
Karl Svardal, TU Wien, Austria
Hai Nguyen Tran, Duy Tan University, Vietnam
Ngoc Han Tran, National University of Singapore, Singapore
Yiu Fai Tsang, The Education University of Hong Kong, Hong Kong
Stijn Van Hulle, Ghent University, Belgium
S Vasudevan, CSIR-CECRI, India
Paola Verlicchi, University of Ferrara, Italy
Matthew Wade, Newcastle University, UK
Zongsu Wei, Aarhus University, Denmark
Thomas Wintgens, University of Applied Sciences Northwestern Switzerland
Miaomiao Ye, Zhejiang University, China

Special Issue Editors for Recent Advances in Pond and Algal Technologies for Wastewater Treatment and Resource Recovery

Raúl Muñoz Torre, Spain
Miller A. Camargo-Valero, United Kingdom
Raquel Lebrero Fernández, Spain
Esther Arnaiz Rodrigo, Spain
Ignacio de Godos Crespo, Spain

[Skip to main content](#)

Special Issue Editors for Making Water Smart - preparing the water sector for the data and autonomy revolution

Matthew Wade, Newcastle University, United Kingdom

Victorial Ruano Garcia, University of Valencia, Spain

Jean-Philippe Steyer, INRA, France

Special Issue Editors for Design, Operation and Economics of Large Wastewater Treatment Plants

Jörg Krampe, TU Wien, Vienna, Austria

Norbert Jardin, Ruhrverband, Essen, Germany

Vanessa Parravicini, TU Wien, Vienna, Austria

Jiri Wanner, UCT Prague, Czech Republic

Miklos Patziger, BME, Budapest, Hungary

Special Issue Editors for Advanced adsorbents to remove special pollutants from water and wastewater

Lucas Meili, Federal University of Alagoas, Brazil

Melissa Vieira, University of Campinas, Brazil

Marie-Noelle Pons, CNRS Université de Lorraine, France

[Water Science & Technology](#)

ISSN 0273-1223 EISSN 1996-9732

 [Cart](#)

[Subscriptions](#)

[FAQ](#)

[Journals](#)
[Skip to Main Content](#)
[eBooks](#)

[Contact us](#)

[Sign Up for Our Mailing List](#)

[Open Access](#)

[Collections](#)

Utilization of maize husk (*Zea mays* L.) as low-cost adsorbent in removal of iron from aqueous solution

S. Indah, D. Helard and A. Sasmita

ABSTRACT

Adsorption of iron from aqueous solution by using maize husk (*Zea mays* L.) as a low-cost adsorbent was studied. Batch experiments were carried out at ambient temperature, 0.075–0.250 mm of particle size and 100 rpm of agitation speed to determine the influence of initial pH, adsorbent dose, initial concentration and contact time on the removal of iron. Langmuir and Freundlich models were applied to describe the adsorption isotherm of iron by maize husk. The results showed that optimum condition of iron removal were 4 of pH solution, 20 g/L of adsorbent dose, 10 mg/L of Fe concentration and 15 min of contact time of adsorption with 0.499 mg Fe/g maize husk of adsorption capacity. Experimental data fitted well to Langmuir's adsorption equilibrium isotherm within the concentration range studied. This study demonstrated that maize husk, which is an agricultural waste, has potential for iron removal from groundwater or other polluted waters.

Key words | adsorption, groundwater, iron, maize husk

S. Indah (corresponding author)

D. Helard

A. Sasmita

Department of Environmental Engineering, Faculty of Engineering,
Andalas University,
Kampus Unand Limau Manis,
Padang,
West Sumatera 25163,
Indonesia
E-mail: shintaindah@ft.unand.ac.id

INTRODUCTION

Nowadays, the removal of heavy metal contaminants from aqueous wastewater is one of the most important environmental issues being investigated. Some heavy metals usually form compounds that can be toxic, carcinogenic or mutagenic, even in very low concentrations. Apart from the fact that their existence in aquatic ecosystems may cause harmful effects to organisms living in water, heavy metals are also accumulated throughout the food chain and may affect the health of human beings (Zhang *et al.* 2014).

Iron is found in rocks and soil. Under proper conditions, iron will leach into the water resources from rock and soil formations; therefore, iron is common in groundwater supplies used by many small water systems. Exceeding the suggested maximum contaminant levels usually results in water staining that adversely affect plumbing fixtures, dishware and clothes and produce a yellow to reddish appearance in water. These levels may also deliver taste and odour of drinking water. This, in turn, results in consumer complaints and a general dissatisfaction with the water utility. The problems caused by iron are not only aesthetic problems, but also indirect health concerns (Ahayla *et al.* 2006). There are many problems that result from iron toxicity including anorexia, oliguria, diarrhea, hypothermia, diphasic shock, metabolic acidosis and even death. The US Environmental Protection

Agency has established a secondary drinking water regulation of 0.3 mg/L for iron (Machmeier 1990). Therefore, it becomes necessary to remove this heavy metal from water by an appropriate treatment technology before releasing it into the environment (Moreno-Piraján *et al.* 2011).

Conventional methods for heavy metal removal include chemical precipitation, ion exchange, electrodialysis, adsorption process, membrane separations, reverse osmosis, and solvent extraction. Most of these methods suffer from some disadvantages such as high operational cost and are not suitable for small-scale industries or do not lead to a satisfactory result. Among these methods, adsorption is a most common technique for the metal removal because adsorption is low cost, has a simple design, is easy to perform and is insensitive to toxic substances (Bingöl *et al.* 2012). Adsorption onto activated carbon has been widely applied for removing metals from water and wastewater. However, adsorbent-grade activated carbon is expensive, and the regeneration of activated carbon for reuse increases the cost (Gong *et al.* 2009; Anirudhan & Sreekumari 2011). Therefore, more interests have recently arisen in the investigation of low-cost adsorbents with a good sorption capacity to remove heavy metal ions from water and wastewater. For the past few decades, several researchers have reported on

the potential use of agricultural byproducts as good adsorbents for the removal of metal ions from aqueous solutions and wastewaters, such as pine bark wastes (Acemioglu 2004), coir fibres (Shukla *et al.* 2006) and rice husk ash (Zhang *et al.* 2014). This process attempts to put into use the principle of using waste to treat waste and becomes even more efficient because these agricultural byproducts are readily available and often pose waste disposal problems (Abidin *et al.* 2011). The use of waste material as an adsorbent would minimize the total amount of waste, which is a step towards a more 'earth-friendly' process (Jalil *et al.* 2012).

The aim of this research is to develop inexpensive, highly available, effective metal ion adsorbents from agricultural wastes as an alternative to existing commercial adsorbents. The ability of maize husk, a byproduct of agricultural activities that is available in a great abundance in Padang, West Sumatera, Indonesia, for removal of iron in aqueous solution was investigated. Maize husk is known as a lignocellulosic-rich material with the major constituents being 38.2% cellulose, 44.5% hemicellulose, 6.6% lignin, 1.9% protein, 2.8% ash, and the rest being undetermined materials (Barl *et al.* 1991). Batch experiment and isotherm studies were carried out in a laboratory scale to evaluate the adsorption capacity of maize husk. The parameters affecting the adsorption process such as pH, dose of adsorbent, initial concentration and contact time on iron removal were studied.

MATERIALS AND METHODS

Preparation of adsorbent

The maize husk used as the adsorbent was obtained from the waste of agricultural activities in Padang, West Sumatera, Indonesia. It was washed with distilled water, dried, ground, sieved (range from 0.075 to 0.250 mm) and used as adsorbent in present study.

Preparation of iron solution

Iron solutions with known concentrations were prepared by dissolving Fe (NH₄)₂(SO₄)₂·6H₂O in deionized water.

Biosorption experiments

Batch biosorption experiment was carried out at room temperature (20–25 °C) by varying pH of solution, adsorbent dose and contact time. In each experiment, 100 mL of iron

solutions of known initial concentration was treated with a specified known concentration of maize husk (20–60 g/L) and known pH (3–5) for a specified period of time (15–60 min) in a set of Erlenmeyer flasks. The Erlenmeyers were shaken with a shaker machine at a speed of 100 rpm. After a period of time, the adsorbent was separated from the metal solution by using Whatman's filter paper no. 42 and the concentration of iron in the filtrate was determined by atomic absorption spectrometry (Rayleigh WFX 320, China). The amount of metal ion adsorbed by the maize husk was gotten as the difference between the initial and final ion concentrations of the solutions. All experiments were repeated three times and results presented are, consequently, the averaged values of replicate tests.

At any time, *t*, the adsorption capacity of iron adsorbed (*qt*, mg/g) or the Fe uptake on maize husk was calculated by the following mass-balance equation:

$$qt = \frac{C_0 - C_t}{W} \times V \quad (1)$$

where *C*₀ is the initial concentration of iron (mg/L), *C*_{*t*} is the equilibrium concentration of iron (mg/L), *V* is the volume of the solution (L), and *W* is the mass of the adsorbent (g).

RESULTS AND DISCUSSION

Effect of pH

The initial solution pH plays an important role in the adsorption process by affecting the surface charge of adsorbent, the solubility of metal and the competition of metallic ions. Differences in initial pH directly affect the competitive ability of hydrogen ions with metal ions for the active sites on the adsorbent surface (Ahayla *et al.* 2003). The effect of pH on the adsorption of iron onto maize husk was studied at pH 3–5 and the results are presented in Figure 1. For this, the initial concentration of iron was chosen at 10 mg/L and the maize husk dosage was taken as 60 g/L. It was observed that in the period of time from 15 to 60 min, as pH increased from 3 to 4, the Fe uptake also increased from 0.127–0.139 mg/g to 0.137–0.148 mg/g. However, at pH 5, the Fe uptake decreased to 0.122–0.124 mg/g. Thus, the optimum pH for adsorption of iron onto maize husk was observed at pH 4. Similar findings on pH trend has been reported in iron studies by other researchers (Abdulrasaq & Basiru 2010; Lugo-Lugo *et al.* 2012). At low pH, the binding sites of adsorbent are being protonated

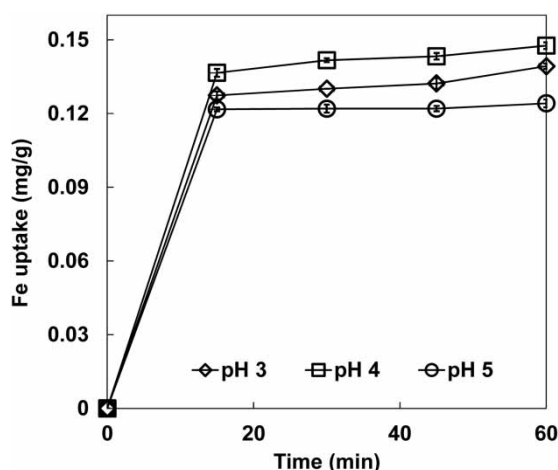


Figure 1 | Effect of pH on adsorption capacity of iron onto maize husk at time variation (iron concentration: 10 mg/L; adsorbent dose: 60 g/L).

and charge repulsion occurred between the binding sites and the cations. In addition, the cations compete with the H^+ ions in the solution for the binding sites and, thus, reduce the adsorption process. Conversely, at high pH, the binding sites of adsorbent are deprotonated and causes negative charges on the binding sites to appear and, thus, attract the cations (Amarasinghe & Williams 2007). At very high pH values, the metal hydroxide complexes forms and results precipitation and, therefore, the separation may not be due to adsorption. All the following experiments were carried out with pH values of 4.

Effect of adsorbent dose

The study on the effect of adsorbent dose is necessary and very useful in order to find out the optimum amount of maize husk required for the removal of iron. Figure 2 shows the effect of the maize husk dose (20–60 g/L) on the adsorption of iron from aqueous solution. The initial concentration of iron was fixed as 10 mg/L. It was revealed that the Fe uptake decreased as the adsorbent dose increased. The uptake capacity of Fe decreases from 0.381–0.402 mg/g to 0.125–0.128 mg/g by increasing the adsorbent dose from 20 to 60 g/L in the period of time from 15 to 60 min. The highest Fe uptake was obtained at the lowest dose of maize husk studied (20 g/L). This may be due to the agglomeration of adsorbent particles at high adsorbent dose, reducing the available external surface area, as well as to the strong limitations of Fe species mobility in the adsorption medium, leaving some binding sites unsaturated (Amarasinghe & Williams 2007; Aryal *et al.* 2010; Nieto *et al.* 2010). Since the highest sorption was

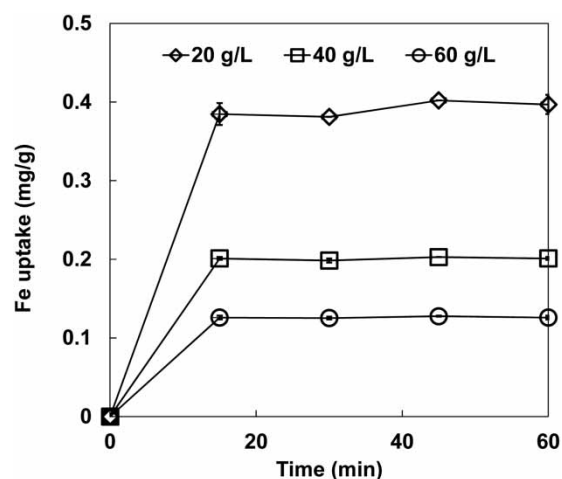


Figure 2 | Effect of adsorbent dose on adsorption capacity of iron onto maize husk at time variation (iron concentration: 10 mg/L; pH: 4).

found on 20 g/L of adsorbent dose on the removal of iron, all the following experiments were carried out with 20 g/L of adsorbent dose.

Effect of initial concentration

The effect of initial concentration of iron in the range of 1–10 mg/L on adsorption was also investigated. Figure 3 shows the variation of iron adsorption over time for three experiments with different initial iron concentrations. The results showed that as the initial iron concentration increased, the adsorption capacity or Fe uptake increased and it remained nearly constant until the end of contact time. The Fe uptakes were found in the range of

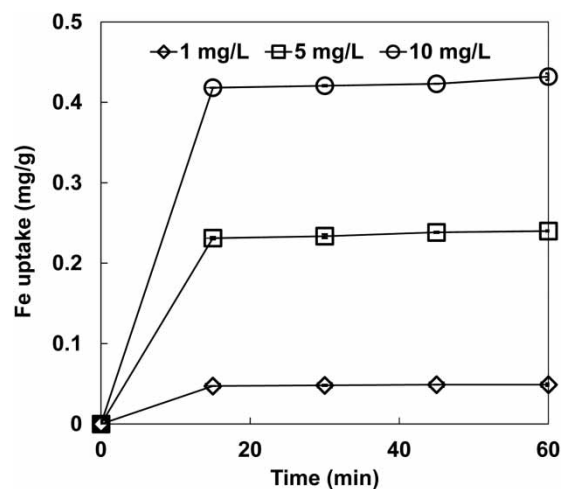


Figure 3 | Effect of initial concentration on adsorption capacity of iron onto maize husk at time variation (pH: 4; adsorbent dose: 20 g/L).

0.047–0.049 mg/g, 0.231–0.240 mg/g and 0.418–0.432 mg/g at initial concentration of 1 mg/L, 5 mg/L and 10 mg/L, respectively, in period of time from 15 to 60 min. The results indicated that a higher initial concentration of iron can enhance the adsorption process. The initial iron concentration provides the necessary driving force to overcome the resistances to the mass transfer of iron between the aqueous phase and the solid phase. The increase in initial iron concentration also enhances the interaction between iron and maize husk as adsorbent, resulting in the higher adsorption capacity of iron. This is due to an increase in the driving force of concentration gradient, as an increase in the initial iron concentration. The same conclusion was obtained by Ahluwalia & Goyal (2005), Nieto *et al.* (2010) and Kamarudzaman *et al.* (2013) for the sorption of iron onto tea leaves biomass, crude olive stones and *Pleurotus ostreatus* spent mushroom compost, respectively.

Effect of contact time

The contact time is one of the important factors that influence the adsorption process of metals in a medium. Selection of proper adsorption time of heavy metals in wastewater treatment has certain economic benefits (Zhang *et al.* 2014). The effect of contact time on iron adsorption onto maize husk is shown in Figures 1–3. For all of the experiments, the adsorption of iron is most rapid in the initial stages and the equilibrium was achieved within 15 min (Figures 1–3). After that, the uptake capacity of Fe increases slowly until 45 min and a further increase in contact time has a negligible effect on adsorption capacity. This result may be due to the availability of vacant adsorption sites on the adsorbent surface during the initial stage of sorption. After a lapse in time, the remaining vacant surface sites were occupied due to repulsive forces between the solute molecules on the adsorbent surface and the bulk phase, resulting in the relative inaccessibility of the remaining binding sites (Aryal *et al.* 2010). However, the contact time of 1 h could be considered for adsorption of iron onto maize husk for entire batch studies.

Adsorption isotherm models

Adsorption isotherms describe the adsorption process and how adsorbates interact with a biosorbent. It is important to establish the most acceptable correlations for the batch equilibrium data for analysis and design

of adsorption systems. The most frequently used models to describe the equilibrium data of adsorption are Langmuir and Freundlich isotherm models. Those models were applied in the present work to study the adsorption isotherms of iron onto maize husk. The Langmuir model assumes that the uptake of metal ions is monolayer sorption on a homogenous surface and without any interaction between adsorbed ions (Langmuir 1918). This model is represented by the following equation:

$$\frac{C_e}{q_e} = \frac{C_e}{q_{max}} + \frac{1}{K_L q_{max}} \quad (2)$$

where C_e is the equilibrium concentration of iron in solutions (mg/L), q_e is the equilibrium concentration of iron on the adsorbent (mg/g), q_{max} is the maximum adsorption capacity of the adsorbent (mg/g), and K_L is the Langmuir adsorption constant (L/mg).

The favourability of the adsorption could also be demonstrated by the value of essential characteristics of the Langmuir isotherm (R_L), which is a dimensionless constant that is the separation factor. The R_L can yield an isotherm shape that is unfavourable ($R_L > 1$), linear ($R_L = 1$), favourable ($0 < R_L < 1$) or irreversible ($R_L = 0$). Using the following equation:

$$R_L = \frac{1}{1 + K_L C_0} \quad (3)$$

The Freundlich model assumes a heterogeneous adsorption surface and active sites with different energy (Freundlich 1906). Freundlich model is represented by the following equation:

$$q_e = K_F C_e^{1/n} \quad (4)$$

The linearized logarithmic form of the equation is:

$$\log q_e = \log K_F + \frac{1}{n} \log C_e \quad (5)$$

where K_F is the Freundlich constant of the relative adsorption capacity of the adsorbent and the empirical parameter $1/n$ indicates the adsorption intensity. Smaller value of $1/n$ implies stronger interaction between the adsorbent and heavy metal, while $1/n$ values exist between 0 and 1, indicating the identical adsorption process and adsorption energies for all sites.

In order to determine the adsorption isotherm of iron adsorption onto maize husk, the initial iron concentration was varied in the interval ranging from 1 to 10 mg/L with 4 of pH and 20 g/L of adsorbent dose. Figure 4(a) shows the linearized form of the Freundlich isotherm model which was obtained by plotting $\log q_e$ against $\log C_e$ values. From this plot, the values of the R^2 was found to be 0.951 for iron adsorption. Moreover, the Langmuir isotherm was obtained by plotting C_e/q_e against C_e values, and the correlation coefficient (R^2) was 1 (Figure 4(b)). These results indicate that the Freundlich model was not adequate to describe the relationship between the amount of adsorbed iron and its equilibrium concentration in the solution. Therefore, the result showed that the Langmuir isotherm model fitted well with the equilibrium data as it presents higher R^2 value. These results revealed that on

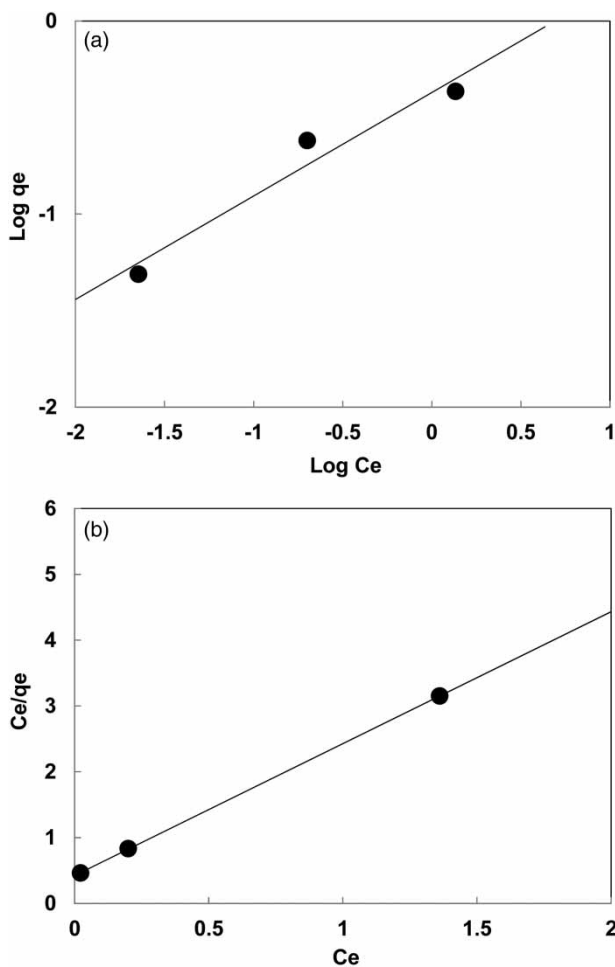


Figure 4 | Freundlich (a) and Langmuir (b) isotherm plots for the adsorption of iron onto maize husk (iron concentration: 1–10 g/L; adsorbent dose: 20 g/L; contact time: 60 min; pH: 4).

the adsorption of iron onto maize husk, the surface of maize husk as adsorbent is homogeneous and all active sites are energetically symmetrical resulting in monolayer adsorption. It means that the adsorption can only occur at a finite (fixed) number of definite localized sites, that are identical and equivalent, with no lateral interaction and steric hindrance between the adsorbed molecules, even on adjacent sites (Vijayaraghavan et al. 2006). In addition, ion exchange was predicted as the predominant mechanism of the adsorption of iron onto maize husk, since the maize husk is a lignocellulosic-rich material. Ion exchange has been reported as the predominant mechanism involved in many adsorption processes by lignocellulosic wastes (Nghah & Hanafiah 2008).

The parameters of iron adsorption isotherms for maize husk are shown in Table 1. For favourable adsorption the value of R_L should range in between 0 and 1. The R_L values for the adsorption process were estimated at initial concentration from 1 to 10 mg/L of iron. The R_L were found to be 0.175–0.021 for the initial iron concentration of 1–10 mg/L, indicating that the adsorption of iron by maize husk was favourable.

Comparison study

A comparison of the maximum capacities of different adsorbents, including this study, for the removal of iron from aqueous solutions is presented in Table 2. It is evident that maximum adsorptive capacities for iron were different for different materials used. This will depend on the physical nature and chemical composition of the materials used. The comparison showed that the adsorption capacity of maize husk for iron removal was relatively low compared to other adsorbents reported in the literature. However, as the adsorption of iron by maize husk was favourable, some modifications or pre-treatment steps can be taken to improve the adsorption capacity of maize husk. Further investigation is needed to develop effective metal ion adsorbent from agricultural waste as an alternative to existing commercial adsorbents.

Table 1 | Parameters of the Freundlich and Langmuir models for adsorption of iron onto maize husk at pH 4, 20 g/L of adsorbent dose and 60 min of contact time

Freundlich isotherm model			Langmuir isotherm model			
K_F (L/g)	$1/n$	R^2	K_L (L/g)	q_{max} (mg/g)	R_L	R^2
0.427	0.536	0.951	4.725	0.499	0.021–0.175	1

Table 2 | Comparison of maximum adsorption capacities of different adsorbents for iron

No.	Adsorbents	Adsorption capacity q_{max} (mg/g)	Contact time (min)	Concentration range (mg/l)	pH	Temperature range (K)	Reference
1	Coir fibres	2.84	120	73.5–83.9	5	308	Shukla <i>et al.</i> (2006)
2	Modified coir fibres	7.49	120	73.5–83.9	5	308	Shukla <i>et al.</i> (2006)
3	Activated carbon from coconut shells	81.89	90	20–100	6	298	Moreno-Pirajan (2011)
4	Chitosan/polyethylene glycol blend membrane	90.9	80	2–10	5	300	Reiad <i>et al.</i> (2012)
5	Pine bark wastes	2.05	30	55.6–111.2	4	303–333	Acemioglu (2004)
6	Rice husk ash	6.21	60	2–40	5	298	Zhang <i>et al.</i> (2014)
7	Maize husk	0.499	60	1–10	4	298	Present study

CONCLUSIONS

In this study, the potential of using an agricultural waste, maize husk, has been assessed for the adsorption of iron. In batch mode studies, adsorption was dependent on pH, adsorbent dose, initial iron concentration and contact time. The maximum adsorption capacity (q_{max}) of maize husk was found to be 0.499 mg/g for iron at 10 mg/L of the initial concentration, 4 of pH, 20 g/L of adsorbent dose and 60 min of contact time. The equilibrium adsorption experiments fitted better with Langmuir than Freundlich isotherm models and showed a correlation coefficient R^2 equals 1 and 0.951, respectively. The R_L were found to be 0.175 to 0.021 for the initial iron concentration of 1–10 mg/L, indicating that the adsorption of iron by maize husk was favourable. It can be concluded that the maize husk, an agricultural waste, is a potential alternative material for the removal of iron from groundwater or other polluted waters.

ACKNOWLEDGEMENTS

The authors would like to thank the Faculty of Engineering, Andalas University, Indonesia (Grant No. 038/UN16/PL/AKS/2015) for supporting this work.

REFERENCES

Abdulrasaq, O. O. & Basiru, O. G. 2010 Removal of copper (II), iron (III) and lead (II) ions from mono-component simulated waste

effluent by adsorption on coconut husk. *African Journal of Environmental Science and Technology* **4** (6), 382–387.

Abidin, M. A. Z., Jalil, A. A., Triwahyono, S., Adam, S. H. & Kamarudin, N. H. N. 2011 Recovery of gold (III) from an aqueous solution onto a *Durio zibethinus* husk. *Biochemical Engineering Journal* **54**, 124–131.

Acemioglu, B. 2004 Removal of Fe(II) ions from aqueous solution by Calabrian pine bark wastes. *Bioresource Technology* **93** (1), 99–102.

Ahayla, N., Ramachandra, T. V. & Kanamadi, R. D. 2003 Biosorption of heavy metals. *Research Journal of Chemistry and Environment* **7** (4), 71–79.

Ahayla, N., Kanamadi, R. D. & Ramachandra, T. V. 2006 Biosorption of iron(III) from aqueous solutions using the husk of *Cicer arietinum*. *Indian Journal of Chemical Technology* **13**, 122–127.

Ahluwalia, S. & Goyal, D. 2005 Removal of heavy metals by waste tea leaves from aqueous solution. *Engineering Life Science* **5**, 158–162.

Amarasinghe, B. M. W. P. K. & Williams, R. A. 2007 Tea waste as a low cost adsorbent for the removal of Cu and Pb from wastewater. *Chemical Engineering Journal* **132**, 299–309.

Anirudhan, T. S. & Sreekumari, S. S. 2011 Adsorptive removal of heavy metal ions from industrial effluents using activated carbon derived from waste coconut buttons. *Journal of Environmental Science* **23** (12), 1989–1998.

Aryal, M., Ziagova, M. & Liakopoulou-Kyriakides, M. 2010 Study on arsenic biosorption using Fe(III)-treated biomass of *Staphylococcus xylosus*. *Chemical Engineering Journal* **162**, 178–185.

Barl, B., Biliaderis, C. G., Murray, E. D. & Macgregor, A. W. 1991 Combined chemical and enzymic treatments of corn husk lignocellulosics. *Journal of the Science of Food and Agriculture* **56** (2), 195–214.

Bingöl, D., Hecan, M., Elevli, S. & Kılıç, E. 2012 Comparison of the results of response surface methodology and artificial

- neural network for the biosorption of lead using black cumin. *Bioresource Technology* **112**, 111–115.
- Freundlich, H. 1906 Uber die adsorption in Losungen. *Zeitschrift für Physikalische Chemie* **57**, 385–470.
- Gong, R., Feng, M., Zhao, J., Cai, W. & Liu, L. 2009 Functionalization of sawdust with monosodium glutamate for enhancing its malachite green removal capacity. *Bioresource Technology* **100**, 975–978.
- Jalil, A. A., Triwahyono, S., Yaakob, M. R., Azmi, Z. Z. A., Sapawe, N., Kamarudin, N. H. N., Setiabudi, H. D., Jaafar, N. F., Sidik, S. M., Adam, S. H. & Hameed, B. H. 2012 Utilization of bivalve shell-treated *Zea mays* L. (maize) husk leaf as a low-cost biosorbent for enhanced adsorption of malachite green. *Bioresource Technology* **120**, 218–224.
- Kamarudzaman, A. N., Chay, T. C., Jalil, M. F. A., Talib, S. A. & Suhaimi, A. T. 2013 Biosorption of iron (III) from aqueous solution using *Pleurotus ostreatus* spent mushroom compost as biosorbent. *Advanced Materials Research* **781–784**, 636–642.
- Langmuir, I. 1918 The adsorption of gases on plane surfaces of glass, mica and platinum. *The Journal of the American Chemical Society* **40** (9), 1361–1403.
- Lugo-Lugo, V., Barrera-Díaz, C., Ureña-Núñez, F., Bilyeu, B. & Linares-Hernández, I. 2012 Biosorption of Cr (II) and Fe (III) in single and binary systems onto pretreated orange peel. *Journal of Environmental Management* **112**, 120–127.
- Machmeier, R. E. R. 1990 Iron and Drinking Water, AG-FO. 1318, Agriculture, University of Minnesota.
- Moreno-Piraján, J. C., Garcia-Cuello, V. S. & Giraldo, L. 2011 The removal and kinetic study of Mn, Fe, Ni and Cu ions from wastewater onto activated carbon from coconut shells. *Adsorption* **17** (3), 505–514.
- Ngah, W. S. W. & Hanafiah, M. A. K. M. 2008 Biosorption of copper ions from dilute aqueous solutions on base treated rubber (*Hevea brasiliensis*) leaves powder: kinetics, isotherm, and biosorption mechanisms. *Journal of Environmental Sciences* **20**, 1168–1176.
- Nieto, L. M., Alami, S. B. D., Hodaifa, G., Faur, C., Rodríguez, S., Giménez, J. A. & Ochando, J. 2010 Adsorption of iron on crude olive stones. *Industrial Crops and Products* **32**, 467–471.
- Reiad, N. A., Salam, O. E. A., Abadir, E. F. & Harraz, F. A. 2012 Adsorptive removal of iron and manganese ions from aqueous solutions with microporous chitosan/polyethylene glycol blend membrane. *Journal of Environmental Sciences* **24** (8), 1425–1432.
- Shukla, S. R., Pai, R. S. & Shendarkar, A. D. 2006 Adsorption of Ni(II), Zn(II) and Fe(II) on modified coir fibres. *Separation and Purification Technology* **47** (3), 141–147.
- Vijayaraghavan, K., Padmesh, T. V. N., Palanivelu, K. & Velan, M. 2006 Biosorption of nickel(II) ions onto *Sargassum wightii*: application of two-parameter and three parameter isotherm models. *Journal of Hazardous Materials* **B133**, 304–308.
- Zhang, Y., Zhao, J., Jiang, Z., Shan, D. & Lu, Y. 2014 Biosorption of Fe(II) and Mn(II) ions from aqueous solution by rice husk ash. *BioMed Research International* **2014** (Article ID 973095), 1–10.

First received 10 December 2015; accepted in revised form 7 March 2016. Available online 22 March 2016

Author Profile



SHINTA INDAH

Universitas Andalas

Environmental Engineering

SINTA ID : 259373

Subjects/Areas:

 ID

[Teknik Lingkungan](#) [Kimia Air](#) [Pengelolaan Kualitas Air](#)



5.25

Overall Score

1.29

3 Years Score

469

Overall Score V2

218

3 Years Score V2

1

Books

13624

Rank in National

13521

3 Years National Rank

6

IPR

Scoring ↕

222

Rank in Affiliation

197

3 Years Affiliation Rank

Search..



Filter by type:

[Journal](#)

[Proceeding](#)

[Book](#)

[Other](#)

[* All](#)

Quartile	Publications	Citation
Q2	<u>Utilization of maize husk (Zea mays L.) as low-cost adsorbent in removal of iron from aqueous solution</u> Water Science and Technology vol: 73 issue : 12 2016-06-01 Journal	9
Q2	<u>Studies on desorption and regeneration of natural pumice for iron removal from aqueous solution</u> Water Science and Technology vol: 2017 issue : 2 2017-01-01 Journal	4
Q4	<u>Utilization of pumice from Sungai Pasak, West Sumatera, Indonesia as low-cost adsorbent in removal of</u> AIP Conference Proceedings vol: 1823 issue : 2017-03-17 Conference Proceedin	3
Q3	<u>Spatial variation of metals in the Batang Arau River, West Sumatera, Indonesia</u> Water Environment Research vol: 90 issue : 3 2018-03-01 Journal	1
Q3	<u>Spatial distribution of coliform bacteria in Batang Arau River, Padang, West Sumatera, Indonesia</u> IOP Conference Series: Materials Science and Engineering vol: 602 issue : 1 2019-09-06 Conference Proceedin	1
Q2	<u>Column study of aluminum adsorption from groundwater by natural pumice</u> International Journal on Advanced Science, Engineering and Information Technology vol: 9 issue : 5 2019-01-01 Journal	0
Q3	<u>Removal of nitrate from groundwater by column using pumice as adsorbent as an effort for water resou</u> IOP Conference Series: Materials Science and Engineering vol: 846 issue : 1 2020-05-27 Conference Proceedin	0
Q3	<u>Spatial variability of ammonium, nitrite and nitrate concentrations in water of Batang Arau River, West Sumatera, Indonesia</u> Water Science and Technology: Water Supply vol: 20 issue : 4 2020-06-01 Journal	0
Q4	<u>Biosand Filter for Removal of Organic Pollutant from Laboratory Wastewater</u> Journal of Physics: Conference Series vol: 1625 issue : 1 2020-09-16 Conference Proceedin	0

