

International Journal of  
**AUTOMOTIVE AND  
MECHANICAL  
ENGINEERING**

ISSN: 2229-8649 | e-ISSN: 2180-1606



The Universiti Malaysia Pahang Publishing (UMP Publisher) publishes an open access peer-reviewed international journal named "International Journal of Automotive and Mechanical Engineering (IJAME) ISSN: 2229-8649 (Print); 2180-1606 (Online)" for the dissemination of original research in all fields of Automotive Technology and Mechanical Engineering.

# IJAMIE

[Home](#)   [About the Journal](#) ▼   [Author's Guideline](#) ▼   [Current](#)   [Previous Issues](#) ▼

[Contact](#)

[Home](#) / [Archives](#) / Vol 17 No 2 (2020): April-June



**Published:** 2020-07-10

## Articles

### [Experimental Analysis on the Transduction Coefficient of a Non-Linear Electromagnetic Energy Harvesting Device with Softening Stiffness](#)

P. S. Low, R. Ramlan, H. A. Ghani, N. S. Muhammad

7816-7831



PDF

### [Experimental Study on the Effect of Emergency Braking without Anti-Lock Braking System to](#)

### **Vehicle Dynamics Behaviour**

I. M. Zulhilmi, M. H. Peeie, S. M. Asyraf, I. M. Sollehudin, I. M. Ishak  
7832-7841

 PDF

### **Thermal Profile and Microstructure of Wrought Aluminium 7075 for Semisolid Metal Processing**

N. A. Razak, A. H. Ahmad, M. R. Maarof  
7842-7850

 PDF

### **Cyclic Pressure Variations in A Small Diesel Engine Fueled with Biodiesel and Antioxidant Blends**

M.H. Ali, A. Abdullah, M.H. Mat Yasin, M.K. Kamarulzaman  
7851-7857

 PDF

### **A Novel Boat Shock Vibration Control using Momentum Exchange Principle with Pre-Straining Spring Mechanism**

L. Son, J. Malta, E. Satria, B. Yuliandra, H. Matsuhisa  
7858-7867

 PDF

### **Aerodynamic Effect of Wing Mirror Usage on the Solaris 7 Solar Car and Demobil 09 Electric Vehicle**

T. Batuhan Korkut, Aytac Goren  
7868-7881

 PDF

### **Effect of Pre and Post Weld Heat Treatment on the Mechanical Properties of Friction Stir Welded AA6061-T6 Joint**

J.C. Verduzco Huarez, R. Garcia Hernandez, G. M. Dominguez Almaraz, J.J. Villalón López  
7882-7889

 PDF

### **CFD Analysis of a Shell and Tube Heat Exchanger with Single Segmental Baffles**

S. Mohanty, R. Arora

7890-7901

 PDF

### **The Impact of Local Heating Time of the Compressed Column on its Stability**

S. Uzny, T. Skrzypczak, L. Kutrowski

7902-7914

 PDF

### **Computational Modal Analysis on Finite Element Model of Body-in-white Structure and Its Correlation with Experimental Data**

N.A.Z. Abdullah, M.S.M. Fouzi, M.S. Mohd Sani

7915-7926

 PDF

### **Tensile Characteristics of Low Density Infill Patterns for Mass Reduction of 3D Printed Polylactic Parts**

M. N. F. Saniman, M. H. M Hashim, K. A. Mohammad, K. A. Abd Wahid, W. M. Wan Muhamad, N. H. Noor Mohamed

7927-7934

 PDF

### **Performance Study of Biocompatible Recast Layer Formation on Ti6Al4V by using Electrical Discharge Coatings**

A. F. Mansor, A. I. Azmi, M. Zahiruddin, M. N. Islam

7935-7941

 PDF

### **Effect of Plunger Speed and Solid Fraction on Automotive Component by Thixoforming Simulation**

M.R. Mohamad Kamal, N.F. Bazilah, N.F. M. Pzil, M.H. Idris, M.S. Salleh, W.F.F. W. Ali

7942-7955

 PDF

### **Fatigue Life Analysis of Vehicle Systems under Non-Gaussian Excitation**

Z. Yang, D. Zhu, Q. Gao, L. Gong, D. Xu

7956-7966

 PDF

### **Influence of Superheating Melt Treatment on Microstructure of Gd-Modified Al-15wt.% Mg<sub>2</sub>Si In-Situ Composite**

I. P. Nanda, H. Ghandvar, M.H. Idris, A. Arafat  
7967-7973

 PDF

### **Correlating Finite Element Model of a Car Spot-welded Front-End Module in the Light of Modal Testing Data**

W.I.I. Wan Iskandar Mirza, M.N. Abdul Rani, M.A. Yunus, B. Athikary, M.S.M. Sani  
7974-7984

 PDF

### **Effect of the Air Duct System of a Simplified Vehicle Model on Aerodynamic Performance**

A. W. Huluka, C. H. Kim  
7985-7995

 PDF

### **Path Tracking Controller Design of Automatic Guided Vehicle Based on Four-Wheeled Omnidirectional Motion Model**

X. Wu; Y. Yang  
7996-8010

 PDF

### **Vibration Control of Vehicle by Active Suspension with LQG Algorithm**

O. Gomonwattanapanich, N. Pannucharoenwong, P. Rattanadecho, S. Echaroj, S. Hemathulin  
8011-8018

 PDF

### **Development of Inchworm Type Pipe Inspection Robot using Extension Type Flexible Pneumatic Actuators**

K. Kusunose, T. Akagi, S. Dohta, W. Kobayashi, T. Shinohara, Y. Hane, K. Hayashi, M. Aliff  
8019-8028

 PDF

## Computational and Experimental Study on Pressure Drop in a Fluidised Bed with Different Air Distributor Designs

A. S. M. Yudin, A. N. Oumer, N. F. M. Roslan, M. A. Zulkarnain  
8043-8051

 PDF

## Application of Box-Behnken Analysis on the Optimisation of Air Intake System for a Naturally Aspirated Engine

N.S. Mustafa, N.H.A. Ngadiman, M.A. Abas, M.Y. Noordin  
8029-8042

 PDF

## Relative Testing of Neat Jatropha Methyl Ester by Preheating to Viscosity Saturation in IDI Engine - An Optimisation Approach

Aditya Kolakoti, B. V. Appa Rao  
8052-8066

 PDF

[Login](#)

[Submit Your Paper](#)



***IJAME** is aimed to disseminate original research in all fields of Automotive and Mechanical Engineering and presents the latest development and achievements in scientific research in Malaysia and overseas to the world's community to stimulate and promote academic exchange between Malaysia and foreign scientists, engineers, and researchers. Original, innovative and novel contributions providing insight into the use of analytical, computational modeling as well as experimental research results are encouraged. IJAME are edited by an international board of distinguished local and foreign scientists, researchers. The objective of publishing this*

journal in English is to strengthen international exchange in academic research.

---



Indexed by:

2.27

2017  
CiteScore

82nd percentile - Automotive Engineering

Powered by **Scopus**

2.27

2017  
CiteScore

80th percentile - Mechanical Engineering

Powered by **Scopus**




*ESCI, Clarivate Analytics*



---

Published by:



**IJAME** | ISSN: 2229-8649 (Print); 2180-1606 (Online)  
Automotive Engineering Centre  
Universiti Malaysia Pahang  
26600 Pekan, Pahang, MALAYSIA

Platform &  
workflow by  
**OJS / PKP**



**C**  
*by* A B

---

**Submission date:** 28-Aug-2020 03:22PM (UTC+0800)

**Submission ID:** 1375365900

**File name:** crostructure\_of\_Gd-Modified\_Al-15wt.\_Mg2Si\_In-Situ\_Composite.pdf (737.5K)

**Word count:** 3454

**Character count:** 19113

## Influence of Superheating Melt Treatment on Microstructure of Gd-Modified Al-15wt.% Mg<sub>2</sub>Si In-Situ Composite

I. Prima Nanda<sup>1</sup>, H. Ghandvar<sup>2\*</sup>, M.H. Idris<sup>2</sup> and A. Arafat<sup>3</sup>

<sup>1</sup>Department of Mechanical Engineering, Faculty of Engineering, Universitas Andalas, Padang, 25163 Sumatera Barat, Indonesia

<sup>2</sup>Department of Materials, Manufacturing and Industrial Engineering, School of Mechanical Engineering, Faculty of Engineering, Universiti Teknologi Malaysia (UTM), 81310 Johor Bahru, Malaysia

Phone: +601169375515; Fax: +607-5566159

<sup>3</sup>Department of Mechanical Engineering, Faculty of Engineering, Universitas Negeri Padang, 25131 Sumatera Barat, Indonesia

**ABSTRACT** – The influence of melt superheating treatment with different superheating temperatures (750, 800, 850, and 900 °C) on the microstructure of Al-15wt.% Mg<sub>2</sub>Si composites before and after addition of Gd (1.0 wt.%) were studied. Microstructure characterisation was carried out via optical microscopy (OM) and x-ray diffraction (XRD). The results showed that in the unmodified composite, when the temperature of superheating raised from 750 °C to 900 °C, the primary Mg<sub>2</sub>Si experienced a decrease of the average grain size from 40 to about 32 μm, while, in the Gd-modified composite, the particle size was refined considerably from 27 to 13 μm by increasing the temperature from 750 °C to 850 °C. Furthermore, with a further increase in temperature to 900 °C, the particle size slightly increased to about 15 μm which might be due to the burning loss of Gd in the melt. Nevertheless, for both unmodified and Gd-modified composites, the superheating temperature exhibited minor influence on the Mg<sub>2</sub>Si crystals morphologies. It is believed that compiling of Gd addition and superheating melt treatment is efficient to improve the composite properties that could encounter the application requirements.

### ARTICLE HISTORY

Revised: 20<sup>th</sup> June 2020

Accepted: 29<sup>th</sup> June 2020

### KEYWORDS

Aluminum matrix composite (AMC); Mg<sub>2</sub>Si; Superheating temperature; Modification

### INTRODUCTION

Recently, Al-Mg<sub>2</sub>Si in-situ composite received considerable interest in the automotive industry, due to its desirable properties which is due to the existence of the Mg<sub>2</sub>Si phase [1-5]. However, during fabrication of the composite under low solidification rate (e.g. gravity casting), the formation of coarse and irregular morphology of primary and eutectic Mg<sub>2</sub>Si phases in the Al-Mg-Si melt worsens the mechanical properties of Al-Mg<sub>2</sub>Si composite which restricts its development and applications [1,2]. Therefore, it is essential to alter the structure of primary and eutectic Mg<sub>2</sub>Si phase with the purpose of the mechanical properties of the subjected composite [1,2].

Besides modification, it has been proposed from different perspectives that for the purpose of refinement, superheating melt treatment is a modest and efficient method [6-13]. Nordin et al. [14] reported that at a superheated temperature of 950 °C and holding time of 15 minutes, the primary Mg<sub>2</sub>Si with skeleton structure experienced size decrement of its fine polygonal structure. Furthermore, Saffari et al. [15] claimed that by increasing the superheating melt temperature, the primary Mg<sub>2</sub>Si particles size reduced compared to the Mg<sub>2</sub>Si particles in samples produced by gravity casting and vibrating cooling slope (VCS). Nevertheless, the exact refinement mechanism of superheating treatment is still blurry; in addition, there are some inconsistencies in its description. According to the first researcher's findings, the particles are not able to act as nuclei at normal pouring temperature as they are not small enough, while they may dissolve at high temperatures and then the fine particles are reformed or precipitated which are appropriate for nucleation of small particles [9,10]. Another explanation attributes to particle refinement is the heredity phenomenon in the materials in which during the process of melting, clusters and solid particles that survived, may have influences on the re-solidified structures [7,8]. For example, Chen et al. [8] claimed that the modification of eutectic Si in Al-7Si-0.55Mg melt by superheating treatment is by decreasing the Si-Si clusters heredity and altering its growth manner.

Furthermore, Li et al. [13] reported that the heredity of Al-16Si alloy decreased at high superheating temperature (1050 °C). Increasing in undercooling by superheating is another explanation responsible for particle refinement. In fact, by increasing the superheating temperature, the thermal diffusion leads to a more uniform distribution of alloying elements, which obviously influence the undercooling and consequent solidification process [12,14]. For instance, Yin et al. [16] found that at elevated superheating temperature (over 1873 K); the M963 alloy was refined due to high undercooling in the melt.

In contrast to the explanations mentioned above, it is believed that at high superheating temperature establishment of new heterogeneous nucleus results in the refinement of the particles [9,17]. In another study [9], it was proposed that in Mg-Al-Mn alloys, superheating melt treatment can generate ε-Al-Mn phase at high temperature, which moderately form into metastable τ-Al-Mn phase, and can turn into an efficient non-homogeneous nucleation substrate.

Although there are several studies about the role of superheating treatment on the Mg<sub>2</sub>Si particles refinement of in Al or Mg composite reinforced with Mg<sub>2</sub>Si, limitations exist on the influence of different temperatures of superheating on refinement/modification of Mg<sub>2</sub>Si phases in RE-modified Al-Mg<sub>2</sub>Si composites. Therefore, in the current work, superheating process on Al-Mg<sub>2</sub>Si composite melts without and with Gd addition as well as their effects on the microstructure features are examined experimentally.

**MATERIALS AND METHOD**

To produce Al-15%Mg<sub>2</sub>Si composite ingot, pure industrial grade Al, Si and Mg were used. In which, with the aid of a resistance furnace, Al and Si melts were achieved at 800 °C, and once temperature decreased to 750 °C, the melt was inserted with pure Mg. After homogenisation and removing of the dross, the melt was poured into a metal mould. The compositions of the elements exist in Al-15wt.% Mg<sub>2</sub>Si composite is demonstrated in Table 1. After cutting off the composite ingot into small pieces, an electric resistance furnace was used to melt 100g of the Al-15wt.% Mg<sub>2</sub>Si ingot. After holding the melt for 5 min in the designed temperature (750 °C), Al-10Gd master alloy was added to the melts to achieve the designed Al-15wt.% Mg<sub>2</sub>Si-1.0wt.% Gd. After manually stirring the melt with a stainless steel impeller, it was held for 15 min at the pre-set temperature of 750 °C and then poured into a preheated steel mould (100 °C) to fabricate cylindrical samples with 30mm diameter. The same procedure was repeated for temperatures of 800, 850 and 900 °C. The standard metallographic procedure of the samples was initiated with the etching of the samples at room temperature using 0.5% HF (volume fraction) for about 5s. Optical microscopy (OM) (Nikon-MICROPHOT-FXL) and x-ray diffraction (XRD) (Siemens D500 x-ray diffractometer with a Cu K $\alpha$  line) were used to examine the microstructure characteristics of the specimens. Furthermore, to estimate the particle size, the intercept method was conducted on the microstructure with low magnification, and the calculation was carried out on at least 70 particles.

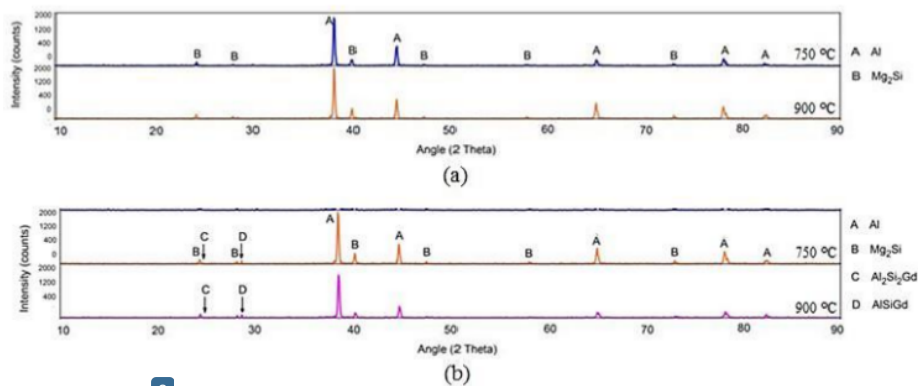
**Table 1.** The composition of the elements exists in Al-15%Mg<sub>2</sub>Si (wt. %) ingot.

Element	Weight (%)
Al	84.60
Mg	8.50
Si	6.70
Fe	0.12
V	0.02
Cr	0.01
Ni	0.01
Mn	0.01

**RESULTS AND DISCUSSION**

**Analysis of X-ray Diffraction (XRD)**


Figure 1 illustrates the XRD pattern of unmodified and 1.0wt. % Gd modified Al-15wt. % Mg<sub>2</sub>Si composites processed at 750 °C and 900 °C. As observed, all composites consisted of Al and Mg<sub>2</sub>Si phases as expected, in addition to Al<sub>2</sub>Si<sub>2</sub>Gd and AlSiGd owing to the Gd intermetallic compounds (IMCs) formation in the Gd-treated samples. Therefore, it indicates that the increase in temperature from 750-900°C had no effect on the phase compositions of Al-15wt. % Mg<sub>2</sub>Si composites.




**Figure 1.** XRD patterns of Al-15wt. % Mg<sub>2</sub>Si composites in (a) untreated and (b) Gd-treated conditions at 750 °C and 900 °C temperatures

### Analysis of Microstructure

Figure 2 and 3 depict the effect of superheating temperatures on the microstructure of the unmodified and Gd-modified Al-15wt. %Mg<sub>2</sub>Si composites, respectively. As seen in Figure 2(a) to 2(d), with increase of temperature, the grain size of the primary Mg<sub>2</sub>Si particles decreased in the unmodified composite. Furthermore, the significant changes in the size of the primary Mg<sub>2</sub>Si particles are as depicted in Figure 3(a) to 3(d).



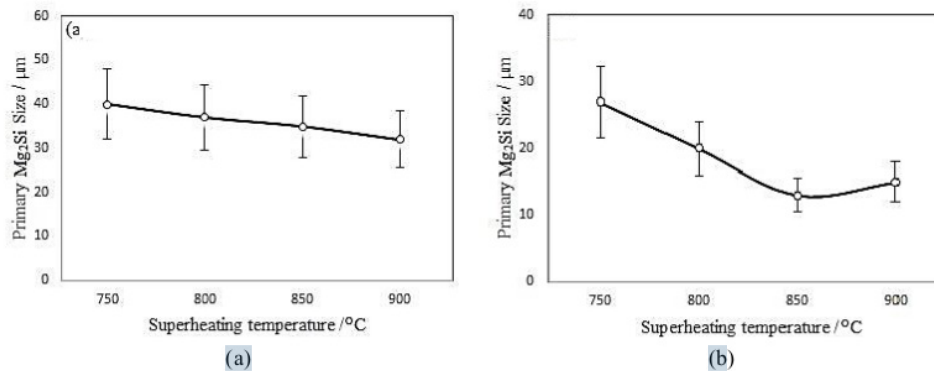
**Figure 2.** OM micrographs of unmodified Al-15wt. % Mg<sub>2</sub>Si composites at different temperatures of superheating: (a) 750 °C; (b) 800 °C; (c) 850 °C; (d) 900 °C



**Figure 3.** OM micrographs of Gd-treated Al-15wt. % Mg<sub>2</sub>Si composites at different temperatures of superheating: (a) 750 °C, (b) 800 °C, (c) 850 °C and (d) 900 °C


Figure 4(a) and 4(b) illustrate the changes in the size of primary Mg<sub>2</sub>Si particle in both unmodified and Gd-modified composites as a function of melt superheating temperature, respectively. When the temperature increased from 750°C to

900 °C, the coarse dendritic primary  $Mg_2Si$  particles was refined considerably in the unmodified composite, from larger than 40  $\mu m$  to 32  $\mu m$  or less (as in Figure 4(a)). Simultaneously, the density of  $Mg_2Si$  particles increased as a result of size reduction and showed that in the matrix of Al, the particles are distributed uniformly as shown in Figure 2(a) to 2(d). As seen in Figure 4(b), a considerable reduction can be detected in  $Mg_2Si$  particles size from about 27  $\mu m$  to 13  $\mu m$  in the modified composite with an increase in temperature from 750 °C to 850 °C. With further increase in temperature to 900 °C, the modified  $Mg_2Si$  particles showed a reverse trend, and the particles became coarser with the increased size of about 15  $\mu m$ ; refer to Figure 4 (b). Thus, the temperature of 850 °C is considered as the proper superheating temperature for the goal of primary  $Mg_2Si$  particles refinement in Al-15wt. %  $Mg_2Si$  composites.

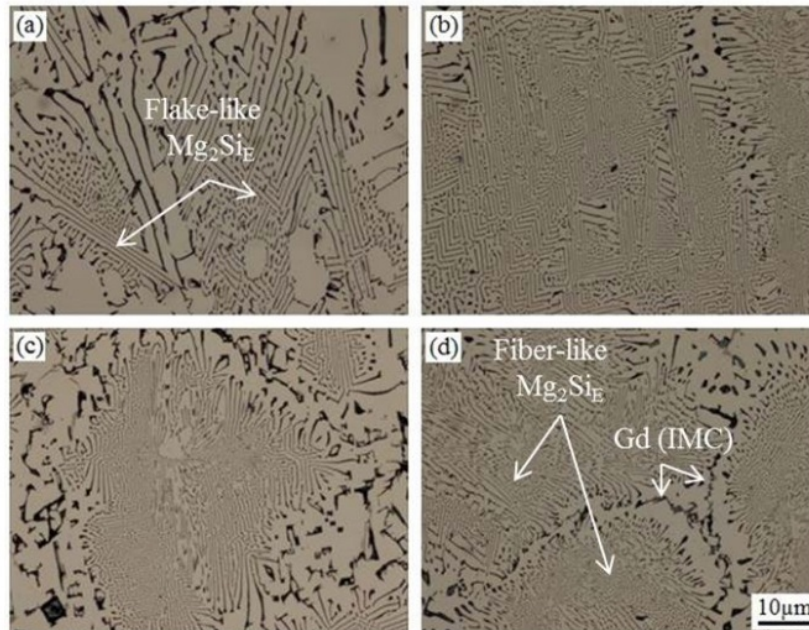


**Figure 4.** Influence of temperature of superheating on the size of primary  $Mg_2Si$  particles in Al-15wt. %  $Mg_2Si$  composites in (a) untreated; (b) Gd-treated.

From the comparison between Figure 2 and Figure 3, it can be taken into account that the primary  $Mg_2Si$  crystal altered from a coarse dendritic structure to a fine truncated octahedral shape. Moreover, the eutectic  $Mg_2Si$  crystal transformed from Chinese script shape to fibre-like structure. The results show that the Gd addition can efficiently modify  $Mg_2Si$  particles, in which the corresponding modification mechanism is discussed later. The magnified images of  $Mg_2Si$  particles in unmodified and Gd-modified Al-15wt. %  $Mg_2Si$  composites at different superheating temperatures of 750  $^{\circ}C$  and 900  $^{\circ}C$  are illustrated in Figure 5 and 6, respectively.



**Figure 5.** Magnified structures of primary  $Mg_2Si$  in Al-15wt. %  $Mg_2Si$  composites in untreated and Gd-treated conditions in at various temperatures of superheating: (a) 750  $^{\circ}C$  (untreated); (b) 900  $^{\circ}C$  (untreated); (c) 750  $^{\circ}C$  (treated); (d) 900  $^{\circ}C$  (treated)



**Figure 6.** Magnified structures of eutectic  $Mg_2Si$  in Al-15wt. %  $Mg_2Si$  composites in untreated and Gd-treated conditions in at various temperatures of superheating: (a) 750 °C (untreated); (b) 900 °C (untreated); (c) 750 °C (treated); (d) 900 °C (treated)

#### Mechanism of Particle Refinement/Modification

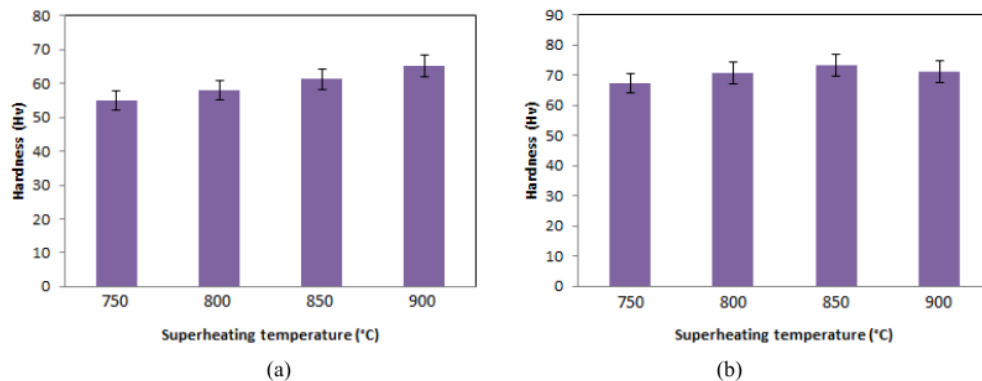
The reduction of heredity is one of the explanations for particle refinement. In Al-Si-Mg-Cu, morphology transformations of the primary  $Mg_2Si$  particles after superheating melt treatment due to alteration of the initial structure and melt heredity, as proposed by QIN et al. [12]. Furthermore, the decrease of heredity has a significant influence in  $Mg_2Si$  particles refinement in Mg-1.5Si-1Zn alloy during superheating melt treatment, as proposed in another study [2]. In the present study, it is proposed that in the unmodified Al-15wt. %  $Mg_2Si$  composite, refinement of  $Mg_2Si$  phases (both primary and eutectic) after superheating treatment is because of the reduction in heredity. It is believed that in low superheating temperature (e.g. 750°C), there are a number of solid spots and somewhat atom clusters with large movements which have similar features to the ingot in the melt because of heredity. The nucleation occurs due to the existence of solid spots and large clusters; thus, during subsequent solidification procedure, the particles grow coarser easily. When the superheating temperature is increased, the atom clusters with large moving feature and solid particles dissolve gradually and form into fine clusters which are suitable for small particles nucleation. For Gd-modified Al-15 wt. %  $Mg_2Si$  composite, the mechanism of refinement of  $Mg_2Si$  particles is due to the probable descriptions as follows:

- i. For the refinement of  $Mg_2Si$  particles in Gd-modified composite, the decrease of heredity plays a significant role.
- ii. The existence of Gd addition in melt leads to refinement and modification of the  $Mg_2Si$  particles due to the presence of  $Al_3Gd$  phase as non-homogeneous nucleation substrates for primary  $Mg_2Si$  particles and poisoning effect of Gd element, as well as restricted growth mechanism as a result of presence of Gd rich intermetallics ( $AlSiGd$ ,  $Al_2Si_2Gd$ ) in the composite structure (of Figure 1), which promotes particle size reduction [18]. Nonetheless, the burning loss of the Gd in the melt occurred at elevated superheating temperature (i.e. 900 °C), which led to a minor increase in the particle size; refer to Figure 3(d) and 4(b).

#### Hardness Properties

The influence of the superheating process on the hardness property of Al-15% $Mg_2Si$  composites with and without Gd addition is illustrated in Figure 7. It can be observed that the hardness of both unmodified and Gd-modified composites increased when the temperature of superheating is increased. However, in the Gd-modified composites, further increase of the temperature to 900 °C resulted in the decrease of the hardness value, which is due to the reduction of the modification effect of Gd on the  $Mg_2Si$  particles, owing to burning of the Gd element at high temperature (900 °C). In fact, the formation and  $Mg_2Si$  particles distribution in the matrix of the composites affect the hardness of the fabricated materials [19]. The hardness of the composites was enhanced when the particles are distributed homogeneously in the matrix, as harder ceramic particles can resist the stress [20,21]. As depicted in Figure 7, higher superheat temperature contributed to better particles distribution, which affected the hardness of the composites. When the superheat temperature increased from 750 °C to 900 °C, the hardness values of the unmodified composites increased from 54.98 HV to 65.30HV.

In addition, the hardness value of Gd-modified composites increased from 67.36 HV to 73.17 HV with increasing the temperature of superheating from 750 °C to 850 °C.



**Figure 7.** Hardness values as a result of different temperatures of superheating in (a) untreated and (b) Gd-treated Al-15%Mg<sub>2</sub>Si composites.

## CONCLUSION

6

The influence of the superheating melt treatment on microstructure and hardness property of Al-15%Mg<sub>2</sub>Si in-situ composites in unmodified and 1.0 wt.% Gd-modified conditions was investigated. The concluding observations are as follow:

- To obtain a refined Mg<sub>2</sub>Si particles in Al-Mg<sub>2</sub>Si composites, superheating melt treatment can be a good option, which in the unmodified Al-15wt. % Mg<sub>2</sub>Si composite, the coarse Mg<sub>2</sub>Si particles was refined progressively by increasing the temperature of superheating from 750 °C to 900 °C. Likewise, in the Gd-modified composites, the primary Mg<sub>2</sub>Si particles refined considerably when the temperature increased from 750 °C to 850 °C.
- Furthermore, with increasing the temperature to 900 °C, the particle size increased slightly, which can be as a result of a loss of Gd in the melt due to burning. In higher superheat temperature, the heredity of the composite melt decreased, which led to the re-melting of all solid particles, impurities, and finer particles to be re-nucleated. These fine particles served as non-homogeneous nucleation substrate for precipitation of Mg<sub>2</sub>Si particles; therefore, little undercooling was required, and as a result, the fine Mg<sub>2</sub>Si particles were formed.
- The primary and eutectic Mg<sub>2</sub>Si morphologies were marginally affected by superheating temperature in unmodified and Gd-modified composites. However, refinement/modification of Mg<sub>2</sub>Si particles depicted the enhancement in hardness value of the composites.

## ACKNOWLEDGEMENT

The authors wish to place their sincere thanks for financial and technical support by Department of Mechanical Engineering Faculty of Engineering under Research Grant of the Universitas Andalas (2019). The author also wish to acknowledge Department of Materials, Manufacturing and Industrial Engineering, School of Mechanical Engineering, Teknologi Malaysia as well as Department of Mechanical Engineering, Faculty of Engineering, Universitas Negeri Padang, and all the staffs involved for the valuable support provided during this research work.

## REFERENCES

- [1] Gu Z, Wang H, Zheng N, Zha M, Jiang L, Wang W, Jiang QC. Effect of melt superheating treatment on the cast microstructure of Mg-1.5 Si-1Zn alloy. *Journal of Materials Science*. 2008;43(3):980-984.
- [2] Wang H, Jiang Q, Ma B, Wang Y, Wang J.G, Li J.B. Modification of Mg<sub>2</sub>Si in Mg-Si alloys with K<sub>2</sub>TiF<sub>6</sub>, KBF<sub>4</sub> and KBF<sub>4</sub>+K<sub>2</sub>TiF<sub>6</sub>. *Journal of Alloys and Compounds*. 2005;387(1-2):105-108.
- [3] Ghandvar H, Idris MH, Ahmad N. Effect of hot extrusion on microstructural evolution and tensile properties of Al-15% Mg<sub>2</sub>Si-xGd in-situ composites. *Journal of Alloys and Compounds*. 2018;751:370-390.
- [4] Czerwinski F. The generation of Mg-Al-Zn alloys by semisolid state mixing of particulate precursors. *Acta Materialia*. 2004;52(17):5057-5069.
- [5] Aaron H, Idris M, Ang B, Nanda IP, Arafat A. Effect of casting and mould cooling temperatures on the warping phenomenon of aluminium at high pressure die-casting. *Prosiding CELSciTech*. 2018; 3:61-61.
- [6] Haque M, Ismail AF. Effect of superheating temperatures on microstructure and properties of strontium modified aluminium-silicon eutectic alloy. *Journal of Materials Processing Technology*. 2005;162:312-316.

- [7] Bian XF, Wang WM, Qin JY. Structures of liquid Al-Si alloy modified by Sr. *Materials Science Forum* 2000; 331-337: 349-354.
- [8] Zhong-wei C, Wan-qi J, Rui-jie Z. Superheat treatment of Al-7Si-0.55 Mg alloy melt. *Materials Letters* 2005;59(17):2183-2185.
- [9] Qiu D, Zhang M-X, Taylor J, Fu HM, Kelly PM. A novel approach to the mechanism for the grain refining effect of melt superheating of Mg-Al alloys. *Acta Materialia* 2007;55(6):1863-1871.
- [10] Lee Y, Dahle A, StJohn D. The role of solute in grain refinement of magnesium. *Metallurgical and Materials Transactions A* 2000;31(11):2895-2906.
- [11] Cao P, Qian M, StJohn DH. Mechanism for grain refinement of magnesium alloys by superheating. *Scripta Materialia* 2007;56(7):633-636.
- [12] Qin Q, Zhao Y, Liang Y, Zhou W. Effects of melt superheating treatment on microstructure of Mg<sub>2</sub>Si/Al-Si-Cu composite. *Journal of Alloys and Compounds* 2005;399(1-2):106-109.
- [13] Li P, Nikitin V, Kandalova E, Nikitin KV. Effect of melt overheating, cooling and solidification rates on Al-16wt.% Si alloy structure. *Materials Science and Engineering: A* 2002;332(1-2):371-374.
- [14] Nordin NA, Abubakar T, Hamzah E, Farahany S, Ourdjini A. Effect of superheating melt treatment on Mg<sub>2</sub>Si particulate reinforced in Al-Mg<sub>2</sub>Si-Cu in situ composite. *Procedia Engineering* 2017;184:595-603.
- [15] Saffari S, Akhlaghi F. Influence of melt superheating on microstructure evolution in Al- Mg<sub>2</sub>Si composites fabricated by gravity casting and vibrating cooling slope methods. In: *Proceeding of Iran International Aluminum Conference (IIAC2014)*. Tehran, Iran; 2014.
- [16] Yin F, Sun X, Li J, Guan HR, Hu ZQ. Effects of melt treatment on the cast structure of M963 superalloy. *Scripta Materialia*. 2003;48(4):425-429.
- [17] Cao P, Qian M, StJohn DH. Effect of iron on grain refinement of high-purity Mg-Al alloys. *Scripta Materialia*. 2004;51(2):125-129.
- [18] Ghandvar H, Idris MH, Ahmad N, Emamy M. Effect of gadolinium addition on microstructural evolution and solidification characteristics of Al-15% Mg<sub>2</sub>Si in-situ composite. *Materials Characterisation*. 2018;135:57-70.
- [19] Shankar G, Kini A, Shettar M, Hiremath P. Aging kinetics and microstructural features of Al6061-SiC+ B4C stir cast hybrid composites. *International Journal of Automotive and Mechanical Engineering*. 2019;16(4):7211-7224.
- [20] Latif NA, Sajuri Z, Syarif J. Effect of tensile strain rates on flow stress for extruded AZ31 and AZ61 magnesium alloys. *International Journal of Automotive and Mechanical Engineering*. 2017;14:3812-3823.
- [21] Rajesh R, Sharma S, Gowrishankar M. Influence of solutionising and aging treatments on mechanical behavior of stir-cast eutectoid steel powder reinforced Al 7075 metal matrix composites. *International Journal of Automotive and Mechanical Engineering*. 2018;15(3):5583-5591.



## ORIGINALITY REPORT

12%

SIMILARITY INDEX

9%

INTERNET SOURCES

12%

PUBLICATIONS

6%

STUDENT PAPERS

## PRIMARY SOURCES

1	Submitted to King Fahd University for Petroleum and Minerals Student Paper	3%
2	Submitted to Udayana University Student Paper	2%
3	<a href="http://www.mdpi.com">www.mdpi.com</a> Internet Source	2%
4	Z. H. Gu. "Effect of melt superheating treatment on the cast microstructure of Mg–1.5Si–1Zn alloy", Journal of Materials Science, 02/2008 Publication	1%
5	<a href="http://shura.shu.ac.uk">shura.shu.ac.uk</a> Internet Source	1%
6	Hamidreza Ghandvar, Mohd Hasbullah Idris, Norhayati Ahmad. "Effect of hot extrusion on microstructural evolution and tensile properties of Al-15%Mg 2 Si-xGd in-situ composites", Journal of Alloys and Compounds, 2018 Publication	1%

7

"Magnesium Technology 2012", Springer  
Science and Business Media LLC, 2016

Publication

1%

8

Soltani, N., H.R. Jafari Nodooshan, A. Bahrami,  
M.I. Pech-Canul, Wencai Liu, and Gouhua Wu.  
"Effect of hot extrusion on wear properties of Al-  
15 wt.% Mg<sub>2</sub>Si in-situ metal matrix composites",  
Materials & Design, 2013.

Publication

1%

Exclude quotes On

Exclude matches < 1%

Exclude bibliography On