

International Journal on Advanced Science, Engineering and Information Technology



International Journal on Advanced Science, Engineering and Information Technology (IJASEIT) is an international peer-reviewed journal dedicated to interchange for the results of high quality research in all aspect of science, engineering and information technology. The journal publishes state-of-art papers in fundamental theory, experiments and simulation, as well as applications, with a systematic proposed method, sufficient review on previous works, expanded discussion and concise conclusion. As our commitment to the advancement of science and technology, the IJASEIT follows the open access policy that allows the published articles freely available online without any subscription.

Frequency: 6 issues per year

DOI : 10.18517

ISSN : 2088-5334

e-ISSN : 2460-6952

Important Dates :

Paper Submission Date: Any time



2018 Acceptance Rate: 18.20 % | 2019 Acceptance Rate: 17.85 %

Online Publication Date: Last date of February, April, June, August, October, December

International Journal on Advanced Science, Engineering and Information Technology is indexed in Elsevier Scopus database

International Journal on Advanced Science, Engineering and Information Technology

HOME	ABOUT	LOGIN	REGISTER	SEARCH	CURRENT
ARCHIVES	ANNOUNCEMENTS				

Home > Archives > **Vol 8, No 5 (2018)**

Vol 8, No 5 (2018)

Table of Contents

Articles

<u>Classification of Alzheimer's Disease in PET Scans using MFCC and SVM</u>	PDF
<i>Jantana Panyavaraporn, Paramate Horkaew</i>	1829-1835
<u>Opinion Mining Summarization and Automation Process: A Survey</u>	PDF
<i>Sundas Naqeeb Khan, Nazri Mohd Naw, Mahmud Imrona, Asim Shahzad, Arif Ullah, Atta-ur- Rahman</i>	1836-1844
<u>Predicting the Amount of Digestive Enzymes Medicine Usage with LSTM</u>	PDF
<i>Adhitya Erna Permanasari, Abi Mahan Zaky, Silmi Fauziati, Ida Fitriana</i>	1845-1849
<u>Developing the Dimensions of a Social Content Management Framework</u>	PDF
<i>Wan Azlin Zurita Wan Ahmad, Muriati Mukhtar, Yazrina Yahya</i>	1850-1857
<u>Random Forest Weighting based Feature Selection for C4.5 Algorithm on Wart Treatment Selection Method</u>	PDF
<i>Handoyo Widi Nugroho, Teguh Bharata Adji, Noor Akhmad Setiawan</i>	1858-1863
<u>Credibility Dimensions for Islamic Information in Social Media</u>	PDF
<i>Kairulanuar Ab Kadir, Noraidah Sahari @ Ashaari, Juhana Salim</i>	1864-1872
<u>Wearable Technology in Education to Enhance Technical MOOCs</u>	PDF
<i>Siti Feirusz Ahmad Fesol, Sazilah Salam, Norasiken Bakar</i>	1873-1881
<u>Adoption of Unified Communications and Collaboration from the Perspective of Diffusion of Innovation and Service Dominant Logic: A Preliminary View</u>	PDF
<i>Emy Salfarina Alias, Muriati Mukhtar, Ruzzakiah Jenal</i>	1882-1889
<u>Validated Software Cost Estimation Factors for Government Projects using Rasch Measurement Model</u>	PDF
<i>Rianti Rozalina, Zulkefli Mansor</i>	1890-1896
<u>Denial of Service Attack over Secure Neighbor Discovery (SeND)</u>	PDF
<i>Amjed Sid Ahmed, Rosilah Hassan, Nor Effendy Othman</i>	1897-1904
<u>Intrusion Detection System Using Multivariate Control Chart Hotelling's T2 Based on PCA</u>	PDF
<i>Muhammad Ahsan, Muhammad Mashuri, Heri Kuswanto, Dedy Dwi Prastyo</i>	1905-1911
<u>A Design for Challenge-Based Learning of Programming</u>	PDF
<i>Rodziah Latih, Marini Abu Bakar, Norleyza Jailani, Noorazeen Mohd Ali, Syahanim Mohd Salleh, Abdullah Mohd. Zin</i>	1912-1918
<u>Time Series Predictive Analysis based on Hybridization of Meta-heuristic Algorithms</u>	PDF
<i>Zuriani Mustaffa, Mohd Herwan Sulaiman, Dede Rohidin, Ferda Ernawan, Shahreen Kasim</i>	1919-1925
<u>Online Impulse Buying: The Role of Self-Construction and Online Shop Aesthetics</u>	PDF

<i>Rahayu Crystal Himawari, Tommy Prayoga, Sheila Putri Fajrianti, Juneman Abraham</i>	1926-1933
<u>Real Time Monocular Visual Odometry Using Hybrid Features and Distance Ratio for Scale Estimation</u>	PDF
<i>Diky Septa Nugroho, Igi Ardiyanto, Adha Imam Cahyadi</i>	1934-1940
<u>A New Approach for Fingerprint Authentication in Biometric Systems Using BRISK Algorithm</u>	PDF
<i>Elaf J. Al Tae, Zainalabideen Abdulsamad</i>	1941-1947
<u>Secure Data Exchange Using Authenticated Attribute-Based Encrytion with Revocation for Environmental Monitoring</u>	PDF
<i>- Munsyi, Amang Sudarsono, M. Udin Harun Al Rasyid</i>	1948-1955
<u>Robust Features for Elbow Joint Angle Estimation Based on Electromyography</u>	PDF
<i>- Triwiyanto, Oyas Wahyunggoro, Hanung Adi Nugroho, - Herianto</i>	1956-1961
<u>Remote Sensing Identification of Possible Meteorite Impact Crater on Ciletuh, West Java</u>	PDF
<i>Khairul Ummah, Emi Sukiyah, Mega Fatimah Rosana, Boy Yoseph CSS Syah Alam</i>	1962-1968
<u>Characteristics of Foamed Concrete Utilizing Rice Husk Ash with Foam Percentage Variation</u>	PDF
<i>- Saloma, - Hanafiah, Tiara Maelta Amanda, Anggun Suci Budiarti</i>	1969-1975
<u>The Curing Method Influence on Mechanical Behavior of Reactive Powder Concrete</u>	PDF
<i>Ika Bali, Wilson Kurnia</i>	1976-1983
<u>Demand versus Capacity of Tsunami Shelters in Padang, Indonesia</u>	PDF
<i>Yosritzal Yosritzal, Badrul Mustafa Kemal, Yoga Bimo Aulia</i>	1984-1990
<u>Passengers' Perceptions on Effectiveness of Public Facilities in Hasanuddin International Airport Terminal Based on Ordered Logit Model</u>	PDF
<i>Muhammad Isran Ramli, Rinto Patandungan, S. Adji Adisasmita</i>	1991-1996
<u>Project Risk Patterns: A Comparison Across Three Periods</u>	PDF
<i>- Fachrurrazi, Saiful Husin, - Mahmuddin</i>	1997-2004
<u>Evaluation of Household Pyrolytic Stove Performance: Effect of Bottom Air Apertures</u>	PDF
<i>Yano Surya Pradana, Muhamad Hartono, Agus Prasetya</i>	2005-2011
<u>Covered Conductor Burn-Down Phenomena in Indonesia without Protection Relay Operation</u>	PDF
<i>Putu Agus Aditya Pramana, Aristo Adi Kusuma, Nur Widi Priambodo, Buyung Sofiaro Munir</i>	2012-2017
<u>Control System of a Super Fast Reactor with Single Flow Pass Core</u>	PDF
<i>Sutanto Sutanto, Jianhui Wu</i>	2018-2023
<u>Cutout Types Analysis on Picohydro Pelton Turbine</u>	PDF
<i>- Budiarmo, - Warjito, Dendy Adanta, Nesen Syah Putra, Hans Vohra</i>	2024-2030
<u>Optimizing the Preventive and Corrective Control Scheme in Integrated Variable Renewable Energy Generation</u>	PDF
<i>Lesnanto Multa Putranto, Sarjiya Sarjiya, Avrin Nur Widiastuti</i>	2031-2038
<u>Joint Power Loading and Phase Shifting on Signal Constellation for Transmit Power Saving on OFDM/OFDMA Systems</u>	PDF
<i>Budi Prasetya, Adit Kurniawan, - Iskandar, Arfianto Fahmi</i>	2039-2045
<u>Effect of Ultrasonic Electro-Chemical Polishing Parameters on Surface Roughness and Material Removal Rate of Medical Grade Cobalt Chromium Alloys</u>	PDF
<i>Is Prima Nanda, Muhammad Hafiz Jahare, Mohd Hasbullah Idris, Mohd Hazwan Hassim, Andril Arafat</i>	2046-2051
<u>The Role of Powder Sub-bituminous Coal with Sodium Hydroxide (NaOH) to Improve Chemical Properties of Ultisols</u>	PDF
<i>Herviyanti Herviyanti, T.B. Prasetyo, Juniarti Juniarti, S. Prima, S. Wahyuni</i>	2052-2058
<u>Visible Light Absorption and Photo-Sensitizing Characteristics of Natural Dye Extracted from Mangosteen Pericarps Using Different Solvents</u>	PDF
<i>Nofrijon Sofyan, Aga Ridhova, Kalisha R.O. Pramono, Akhmad H. Yuwono, Arief Udhiarto</i>	2059-2064
<u>Consumption of Purple Soy Tofu in Improving Hyperglycemia Condition</u>	PDF

<u>and Nutritional Intake to Type-2 Diabetes Mellitus Respondents</u>	
<i>Sri N. Amrizal, Fransisca R. Z, - Suliantari, Ekowati Chasanah</i>	2065-2070
<u>Utilization of Papaya Seeds as Natural Coagulant for Synthetic Textile Coloring Agent Wastewater Treatment</u>	PDF
<i>Hans Kristianto, Maya Angelina Kurniawan, Jenny N M Soetedjo</i>	2071-2077
<u>Comparison of Repair Costs for Small and Mid-Sizes Farm Machinery in Malaysian Oil Palm Plantation</u>	PDF
<i>Siti Nabilah Samsudin, Darius El Pebrian, Ajeng Jok Wan</i>	2078-2084
<u>The Effect of Gamma Radiation on Plant Morphological Characteristics of Zingiber officinale Roscoe</u>	PDF
<i>Shamsiah Abdullah, Nor Yusliza Kamaruddin, Abdul Rahim Harun</i>	2085-2091
<u>Optimization of Emulsification Process Parameters of Cinnamon Oil Nanoemulsions</u>	PDF
<i>Yuliani Aisyah, Sri Haryani, Novi Safriani, Nida El Husna</i>	2092-2098
<u>Effect of Edible Coating on Quality of Chips from Potato Variety Granola</u>	PDF
<i>Condro Wibowo, Rumpoko Wicaksono, Erminawati Erminawati</i>	2099-2105
<u>Membrane Performance of Micro and Ultrafiltration on Folic Acid Separation from Dent Corn (Zea mays var. indentata) Hydrolyzed by Rhizopus oligosporus-C1</u>	PDF
<i>- Aspiyanto, Agustine Susilowati, Puspa Dewi Lotulung, Yati Maryati</i>	2106-2113
<u>The Utilization of Ceramic Membrane for Treating of Water from Sekanak River Palembang to Produce Clean Water</u>	PDF
<i>- Sisnayati, Muhammad Said, Subriyer Nasir, Dwi Putro Priadi</i>	2114-2121
<u>Designing of Straw Chopper Machine for Compost Production</u>	PDF
<i>Wahyu Sugandi, - Zaida, Asep Yusuf, Ahmad Thoriq, Ade Kramadibrata</i>	2122-2127
<u>Characteristics of Soil Suction with Filter Paper Test Method</u>	PDF
<i>Yulindasari Sutejo, Anis Saggaff, Wiwik Rahayu, Hanafiah Hanafiah</i>	2128-2134
<u>Basement Characteristic Western Part of Java, Indonesia ; Case Study in Bayah Area, Banten Province</u>	PDF
<i>Aton Patonah, Haryadi Permana</i>	2135-2141
<u>Government Intervention and Farmers' Adaptation to Saline Intrusion: A Case Study in the Vietnamese Mekong Delta</u>	PDF
<i>Van Huynh Thanh Pham, Rudi Febriamansyah, Afrizal Afrizal, Thong Anh Tran</i>	2142-2148
<u>The Aesthetic Man-made Hill: An Alternative Tsunami Vertical Evacuation for Padang City, West Sumatera, Indonesia</u>	PDF
<i>Jafril Tanjung, Rudy Ferial, Hendri Gusti Putra, Irmaidi Indra</i>	2149-2154
<u>Mangrove Ecosystem Management based on Mitigation for Natural Disaster in Coastal Community</u>	PDF
<i>Abdul Haris Sambu, A Amruddin</i>	2155-2160
<u>Evaluation of Community Resilience Aspects of Sri Lankan Coastal Districts</u>	PDF
<i>G. P. Jayasiri, C.S.A. Siriwardena, S.S.L. Hettiarachchi, P.B.R. Dissanayake, C.S. Bandara</i>	2161-2167
<u>Microstructure Analysis of Hydroxyapatite Coating on Stainless Steel 316L Using Investment Casting Technique for Implant Application</u>	PDF
<i>Nuzul Ficky Nuswantoro, Gunawarman Gunawarman, Masagus Rifqie Saputra, Is Prima Nanda, Mohammad Hasbullah Idris, Andril Arafat</i>	2168-2174
<u>Quality Function Deployment (QFD) on Product Design Development: Group Riding Safety Equipment</u>	PDF
<i>Ahmad Rizal Yassaruddin, Muhammad Ridwan Andi Purnomo, Rizqi Ramadhani, Afif Asbani, Bella Azis Dewanti Putri, Arman Adhi Dharmawan</i>	2175-2181
<u>The Effect of Styrofoam Addition into HRS-Base on Marshall Characteristics</u>	PDF
<i>Elsa Eka Putri, Ariefky Dwinanda</i>	2182-2188
<u>Comparative Analysis of Different Data Representations for the Task of Chemical Compound Extraction</u>	PDF
<i>Basel Alshaikhdeeb, Kamsuriah Ahmad</i>	2189-2195
<u>User Perceived Quality Model for Web-Based System Assessment</u>	PDF

<i>Siti Rohana Ahmad Ibrahim, Jamaiah Yahaya, Aziz Deraman, Abdul Razak Hamdan, Yusmadi Yah Jusoh</i>	2196-2204
<u>Implementation of an eCK-secure Key Exchange Protocol for OpenSSL</u>	PDF
<i>Janaka Alawatugoda, Seralathan Vivekaanathan, Nishen Peiris, Chamitha Wickramasinghe, Chai Wen Chuah</i>	2205-2210
<u>Assessing Indonesian University Students' Preferences on Mendeley Reference Manager for Scientific Writing</u>	PDF
<i>Andi Hudriati, R Rusdiah, Andi Anto Patak, Muhammad Basri</i>	2211-2218
<u>Early Detection of Dengue Disease Using Extreme Learning Machine</u>	PDF
<i>Suhaeri Suhaeri, Nazri Mohd Nawj, Muhamad Fathurahman</i>	2219-2224
<u>Relationship of Chewing Tobacco Intake and Food Consumption with High Fondues Uteri on Pregnant Mother in Simalungun District</u>	PDF
<i>Evawany Yunita Aritonang, Albiner Siagian</i>	2225-2230
<u>Influences of heating temperatures on physical properties, spray characteristics of bio-oils and fuel supply system of a conventional diesel engine</u>	PDF
<i>Anh Tuan Hoang, Minh Tuan Pham</i>	2231-2240
<u>Effectiveness of Bamboo Biochar Combined with Compost and NPK Fertilizer to Improved Soil Quality and Corn Yield</u>	PDF
<i>Yohanes Parlindungan Situmeang, I Made Adnyana, I Nengah Netera Subadiyasa, I Nyoman Merit</i>	2241-2248
<u>Spouted Bed Drying of Oil Palm Frond Particles</u>	PDF
<i>Ifa Puspasari, Siti Masrinda Tasirin, Tan Yie Hua</i>	2249-2255
<u>Physical Properties and Glycemic Index Studies of Singaraja White Rice Grown by Conventional and Organic Methods in Denpasar Bali Indonesia</u>	PDF
<i>Sagung Putri Risa Andriani, Mohamad Hasnul Naim Abdul Hamid, Mohamad Sazuan Sahrom, Bohari Mohd Yamin</i>	2256-2262
<u>Monitoring and Empirical Modelling for Organic Soil Subsidence Estimation in Sumatra</u>	PDF
<i>Nurhamidah Nurhamidah, Bujang Rusman, Bambang Istijono, Abdul Hakam, Ahmad Junaidi</i>	2263-2268

Effect of ultrasonic electro-chemical polishing parameters on surface roughness and material removal rate of medical grade cobalt chromium alloys

by Is Prima Nanda

Submission date: 28-Aug-2020 04:44PM (UTC+0800)

Submission ID: 1375388706

File name: aterial_removal_rate_of_medical_grade_cobalt_chromium_alloys.pdf (2.38M)

Word count: 2943

Character count: 16126

Effect of Ultrasonic Electro-Chemical Polishing Parameters on Surface Roughness and Material Removal Rate of Medical Grade Cobalt Chromium Alloy

Is Prima Nanda[#], Muhammad Hafiz Jahare^{*}, Mohd Hasbullah Idris^{*}, Mohd Hazwan Hassim^{*},
Andril Arafat[§]

[#]Department of Mechanical Engineering, Faculty of Engineering, Universitas Andalas, Padang, 25163, Sumatera Barat, Indonesia
E-mail: isprimananda@eng.unand.ac.id

^{*}Faculty of Mechanical Engineering, Universiti Teknologi Malaysia, UTM Skudai, 81310, Johor, Malaysia
E-mail: hafizjahare@gmail.com, hasbullah@fkm.utm.my, hzwn_sim@yahoo.com

[§]Department of Mechanical Engineering, Faculty of Engineering, Universitas Negeri Padang, Padang 25131, Sumatera Barat, Indonesia
E-mail: arafat@ft.unp.ac.id

Abstract— The fabrication of prosthesis from superalloys in bio-medical field is a challenging task as a result of strict tolerance requirement in surface finish. Precision surface finish is desired to avoid biocompatibility issue resulting from poor surface finish. Such surface finish requirement can be achieved by using Electro-Chemical Polishing (ECP) process. This research investigated the effect of applying ultrasonic vibration on ECP with process parameters, namely current (0.5A-2.5A) and time (2min-10min) on the surface roughness (Ra) and material removal rate (MRR) of cobalt chromium molybdenum (CoCrMo). The experiments were conducted using ECP and ultrasonic assisted ECP (UECP) processes whereby phosphoric acid (H3PO4) and SS 304 steel were used as electrolyte and electrode respectively. The result showed an increasing trend of MRR and Ra as the time and current increased in both processes. It was also found that ultrasonic assisted ECP at current (2.5A) and time (30 min) recorded the highest MRR (0.047 g/min) and the lowest Ra (2.139 μ m).

Keywords— Prosthesis; ECP; UECP; Phosphoric acid; CoCrMo.

I. INTRODUCTION

A medical implant such as prosthetic is a replacement for missing human structure. Since it was first introduced, prosthetic fabrication continues to expand along with the introduction of new materials and processing technologies. Nonetheless, the main contribution is occupied by the rapid growth of aged people population ratio [1]. Materials such as titanium alloys, stainless steel, and cobalt chromium alloys are the preferable material for permanent prosthetic application in recent days. However, prosthetic fabrication requires strict tolerance requirement in the surface finish in order to promote positive interaction between bones and implant. The condition of the implant surfaces also can encourage cell attachment [3]. The improper surface finish can cause implant degradation or implant failure at worst [4]. Hence, the requirement is to produce prosthetic with

naturally low surface roughness and polished surface with a glossy appearance.

As far back as 1940's, corrosion and thermal fatigue resistant as well as high strength cobalt-based alloys was first introduced to serve as gas turbines. Since the last decade, Cobalt-based alloys are being deployed as medical implants based on its biocompatibility and excellent corrosion resistance performance [5]

Electrochemical polishing (ECP) is recognized as one of the processes that can accomplish the surface finish requirement. This process acknowledges interaction enhancement for both human tissue and implant material besides preventing platelet and endothelial cell adhesion that can cause thrombosis [6]. The material removal rate from electrochemical polishing is based on Law of Electrolysis by Faraday, as depicted in Equation 2 [6]

$$W_{loss} = ItM/nF \quad (1)$$

Where, W_{loss} is the material loss in total, n represents the valence electron of the metal ion, F represents the Faraday's constant, M is anode's molecular weight, I is the processing current, and T dictates polishing time.

Inconsideration of the constant variables, a total material loss for electrochemical polishing are influenced by both polishing time (t) and process current (I). In other words, the Electro-chemical polishing process provides an anodic polarization on a metallic surface in the selected electrolyte environment. The principle of anodic polarizing is based on anodic leveling that is generated by the dissolution rate's difference in peak and valleys on the surface of the particular rough metal and anodic brightening where dissolution rate is affected by the metal microstructure. The combination of these factors above thus creates a smooth and bright electrochemically polished surface [6].

Polarization curve occurred at the dissolution of anode resulted from the close contact of tool electrode and workpiece along with the increment of the applied current. Figure 1 illustrates the polarization curve of electro-chemical polishing. At anode potentials AB; etching of the metal surface occurs. The smaller region BC indicates the probability of anode oxide film formation. Starting from C to D is the "Plateau region" where the electro-chemical polishing action occurs as depicted by constant current density along with voltage increment. Surface defects such as pits are often related to over exposure of electro-chemical polishing process with the high current application. As a result, the "Plateau region" current is preferable.

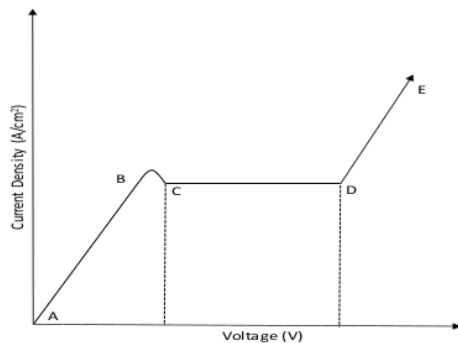


Fig. 1 Polarization curve of electro-chemical polishing. AB corrosion, dissolution (etching), BC passive, CD actual electro-chemical polishing, DE pitting

Electro-chemical polishing offers many technical advantages such as outstanding reflectance, higher corrosion resistance, better magnetic susceptibility, and reduction in coefficient of friction [7]. The performance of this process was reported by past researches on polishing Titanium alloy [8] and 316L stainless steel electro-chemically [9].

Improvement in process performance can be achieved by the introduction of ultrasonic vibration onto one particular process as shown in Figure 2. The benefits of adding ultrasonic vibration onto both non-conventional and conventional manufacturing processes had been reported by previous researchers. Such benefits include lower cutting force, reduced tool wear, a substantial increase in material

removal rate, and enhanced surface finish [10]-[12]. Mwangi et al. [11] and Gunawan et al. [12] found that the ultrasonic vibration had successfully enhanced the Electro-Discharge Machining (EDM) capability. While the previous worked on AISiC metal matrix composite and the latter SS 304 stainless steel, both highlighted on improved material removal rate and better surface roughness. Miyake et al. [13] on the other hand observed the application of low-frequency vibration on the feed rate of SUS 304 turning process. They found that the applied low-frequency vibration could prevent chip entanglement and better control of the cutting force. Based on the positive results, applying ultrasonic vibration on one particular process could increase the process performance in general. Nonetheless, the performance comparison between ECP and ultrasonic vibration assisted ECP on implant materials have not been covered extensively.

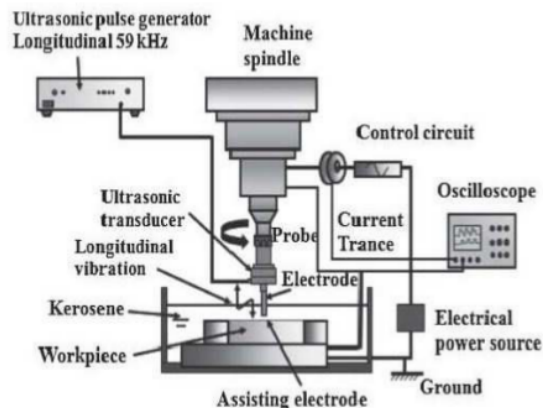


Fig. 2 Schematic diagram of ultrasonic assisted EDM process [12]

II. MATERIAL AND METHOD

In this study, medical grade cobalt chromium alloy; cobalt chromium molybdenum (CoCrMo) was chosen as work samples. The chemical composition of CoCrMo is shown in Table 1.

TABLE I
CHEMICAL COMPOSITION OF COBALT CHROME MOLYBDENUM

Element	Mass (%)
Cr	30.00
Mo	7.00
Ni	0.50
Fe	0.75
C	0.35
Si	1.00
Mn	1.00
W	0.02
P	0.02
S	0.01
N	0.25
Al	0.01
Ti	0.10
B	0.01
Co	Balance

A. Samples Preparation

Samples preparation include were machined into a rectangular bar of 70mm x 5mm x 5mm using Sodick AQ537L CNC wire cut machine as shown in Figure 3. Mechanical polish at constant force was applied to all samples using with 800 grit SiC paper. Distilled water was occupied as coolant and lubricant. Afterward, the samples were cleaned using ultrasonic vibration with acetone bath for 5 minutes followed with distilled water before air dried.

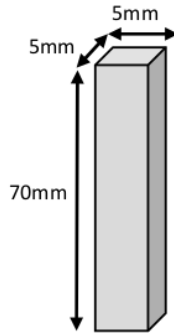


Fig. 3 Samples dimension prepared for ECP and UECP experiments

B. Experimental Runs and Analysis

A total of 18 experimental runs were performed to evaluate both ECP process and ultrasonic assisted ECP process. Controlled parameters selected are shown in table 2 based on the work by Hokuto Aihara [6]. Fixed parameters were limited to Phosphoric acid (H3SO4) of 15% concentration as an electrolyte, SS 304 as electrode and temperature was set at room temperature throughout the entire experiments. Experimental configuration for both processes are depicted in schematic Figure 4.

TABLE II
PROCESS CONTROLLED PARAMETERS

Parameters	Range		
Current (A)	0.12	0.39	0.68
Time (min)	2	6	10

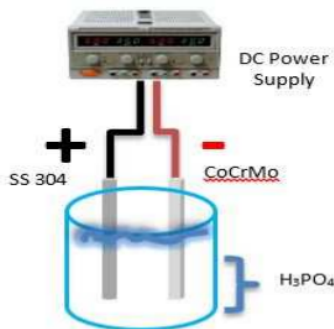


Fig. 4(a): ECP experimental configuration

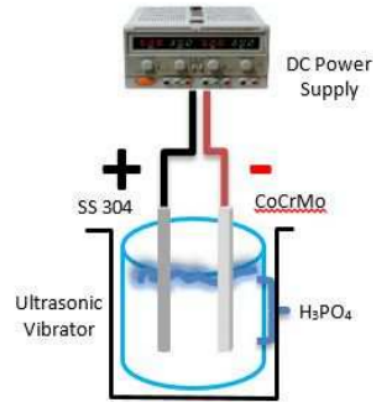


Fig. 4(b): UECP experimental configuration

Material removal rate calculation was based on weight loss of the samples acquired using Precisa balance. Samples weight measurement were performed during the process took place and machining time was taken using a digital stopwatch. The following formula represents MRR calculation:

$$MRR = (Xb - Xa)/t \quad (2)$$

Where MRR is denoted in g/min, Xb (g) is the initial sample's weight before cutting process, Xa (g) is the post sample's weight after cutting, and t (min) represents machining time.

Surface roughness measurement was taken 5 times and averaged on each sample based on ASTM F2791-15 standard [14]. All measurement were performed using Mitutoyo Form Tracer CS-5000.

III. RESULTS AND DISCUSSION

The result of the experiment for both ECP and UECP are shown in table 3. The result suggested that the UECP process is likely to give a higher value of MRR and lower Ra value respectively. Advantages of applying ultrasonic vibration have been reported by past researchers like Kobayashi et al. [10] which deployed an ultrasonic assisted polishing method to treat silicon wafer edge and correspondingly developed an experimental apparatus with ultrasonic elliptic vibration pad holder. They found that the method had successfully improved the surface roughness of wafer edges by 31.7% as compared to the wafer edges polished without ultrasonic action.

TABLE III
SURFACE ROUGHNESS AND MRR RESULT FOR BOTH ECP AND UECP PROCESSES

Process	Test Run	Current (A)	Time (min)	MRR (10^{-3} g/min)	Ra (μ m)
ECP	1	0.12	2	4.82	2.6528
	2	0.39	2	6.63	2.5665
	3	0.68	2	7.23	2.4825
	4	0.12	6	6.24	2.4788
	5	0.39	6	8.57	2.4113
	6	0.68	6	8.76	2.3290
	7	0.12	10	8.35	2.4168
	8	0.39	10	10.04	2.3014
	9	0.68	10	10.84	2.2945
UECP	10	0.12	2	10.48	2.4110
	11	0.39	2	16.55	2.4003
	12	0.68	2	20.45	2.3418
	13	0.12	6	31.93	2.3898
	14	0.39	6	37.87	2.3793
	15	0.68	6	40.53	2.3008
	16	0.12	10	45.63	2.1477
	17	0.39	10	46.67	2.1408
	18	0.68	10	46.84	2.1392

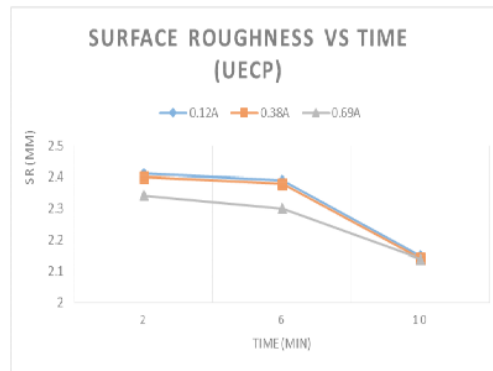
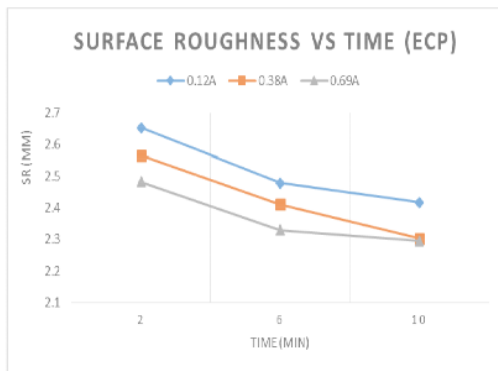


Fig. 5 Surface roughness plots against time from two different electro-chemical polishing approach a) ECP b) UECP

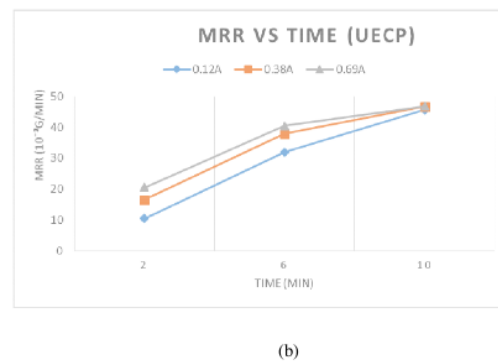
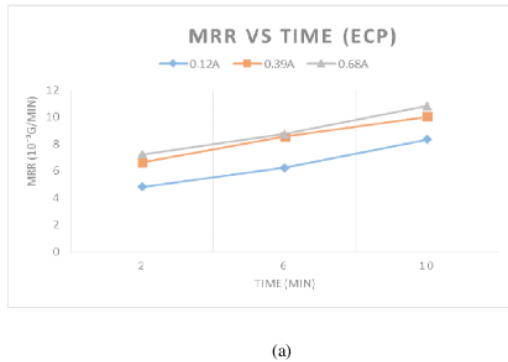


Fig. 6 MRR plots against time from two different electro-chemical polishing approach a) ECP b) UECP

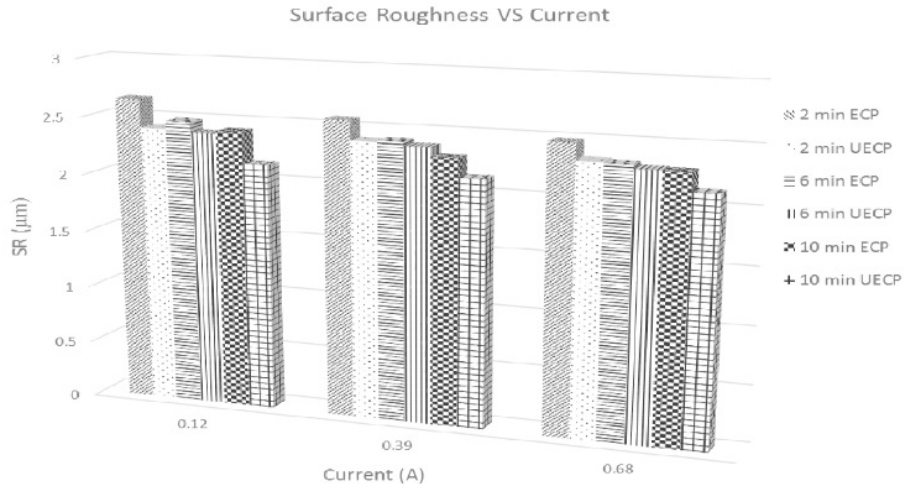


Fig. 7 Surface roughness trend of ECP and UECP

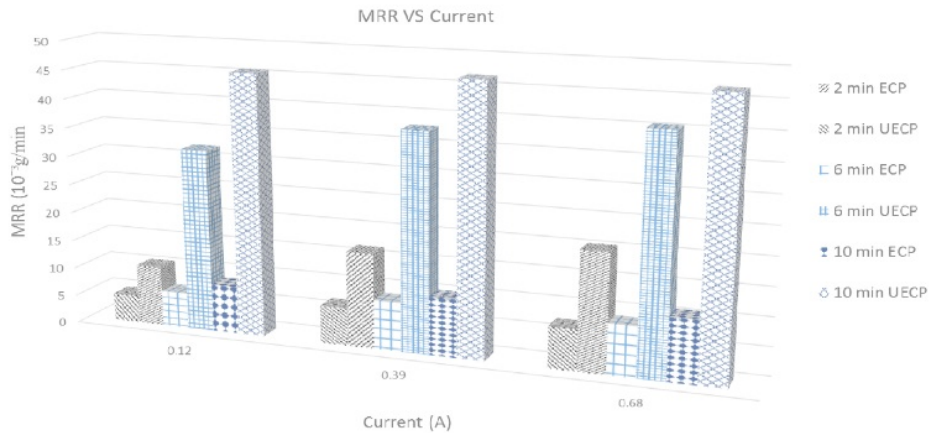


Fig. 8 MRR Trend comparison between ECP and UECP at different processing time

A. Surface roughness

The surface roughness of CoCrMo was considerably reduced as ultrasonic vibration was introduced to the process. The lowest SR value achieved was 2.1392 µm at current (0.69A) and time (10min), thus given approximately 7% improvement compared to normal ECP process. As depicted in figure 5(a) and 5(b), although the value of surface roughness was somewhat reduced by a small margin at lowest and middle parameter setting, yet at highest current (0.69A) and longest time setting (10 min), surface roughness was fairly reduced for both process. As explained by Machado and Savi [15], both current application and time allocation significantly influenced the nature of surface characteristics.

The surface roughness saw a reduction trend at increasing current value. As shown in Figure 7, the highest surface roughness was obtained at the lowest current setting of

0.12A. Then, the value was reduced until the lowest surface roughness obtained at the highest current setting of 0.69 A.

The reduction in surface roughness value was due to the electro-chemical polishing effect. Such effect occurred when enough current is applied to the anode which subsequently increases the anode potential and the current plateau and insulates the anodic film. The anodic film then covers the lower peaks and valleys on one particular surface thus preventing dissolution while higher peaks which protruded above the anodic film which attain higher charge concentration dissolve more readily [6]. Lin and Hu [16] reported that reduction in process current from 1.0 to 0.5 A/cm contributed to an increase in the average surface roughness. Nonetheless, the same condition was also detected on the surface roughness as the bath temperature increased from 30°C to 70°C. Improvement on surface roughness for UECP was expected based on the result of previous researches on other manufacturing route process performance.

B. Material Removal Rate

The material removal rate of CoCrMo was practically increased on ECP and UECP processes. As shown in figure 6(a) and 5(b), the UECP process recorded higher MRR even at the lowest current setting (0.12A), unlike ECP process which could be justified as exceptionally lower. Before 0.39A current setting, the MRR of UECP also increased linearly. Towards the highest current setting (0.69A), the increment was somewhat modest.

On the other hand, the MRR of ECP process increased linearly towards the highest current setting (0.69A) although the rate is much less as compared to the UECP process. Figure 8 further emphasizes the huge difference in material removal rate between ECP and UECP. At different current level, UECP recorded almost two times better material removal rate and therefore highlighted the advantage of applying ultrasonic vibration on performing electro-chemical polishing.

As explained by Faraday's Law of Electrolysis, the material removal rate from both ECP and UECP processes are significantly regulated by current and time. As depicted by Figure 8, the material removal rate of both processes recorded an increasing pattern concerning time. The evidence suggested that ultrasonic assisted electro-chemical polishing could generate more than twice material removal rate capability as compared to normal electrochemical polishing process.

IV. CONCLUSIONS

This research intended to investigate the effect of ECP and UECP with process parameters; current (A) and time (min) on the MRR and surface roughness of CoCrMo samples. Higher MRR and noticeably lower surface roughness reduction could be achieved by using the UECP process compared to ECP. Highest MRR and surface roughness (Ra) recorded was 0.047 g/min and 2.139 μm respectively at parameter setting of current (0.69A) and time (10min)

NOMENCLATURE

MRR	material removal rate	10^{-3}g/min
Ra	length co-ordinate	μm

Subscripts

W_{loss}	total material lost
n	Valence of metal ion
F	Faraday's constant
M	Molecular weight of the anode
I	Process current
T	Processing time
X_b	Initial sample's weight
X_a	Post sample's weight
t	Machining time

ACKNOWLEDGMENT

We would like to thank all the personnel involved throughout this entire research and very much grateful for all

the advice and knowledge shared. The authors also wish to place their sincere thanks to Faculty of Engineering at Universitas Andalas (project fund with contract number 017/UN.16.09.D/PL/2018), Faculty of Mechanical at Universiti Teknologi Malaysia and Faculty of Engineering at Universitas Negeri Padang.

REFERENCES

- [1] Abdul Aziz, Gunawarman, Jon Affi, "The Effects of Short-Time Solution Treatment and Short-Time Aging on Mechanical Properties of Ti-6Al-4V for Orthopaedic Applications," *Int. J. on Advanced Science Engineering Information Technology*, vol. 5, pp. 329-334, 2015.
- [2] Anwesa Barman, Manas Dias, "Nano-finishing of bio-titanium alloy to generate different morphologies by changing magnetorheological polishing fluid compositions," *Precision Engineering*, vol. 51, pp. 145-152, 2018.
- [3] L. Ostrovska, L. Vistejnova, J. Dzugan, P. Slama, T. Kubina, E. Ukraintsev. "Biological evaluation of ultra-fine titanium with improved mechanical strength for dental implant engineering," *J. Material Science*, vol. 51, pp. 97-110, 2016.
- [4] R. Dmitry, P. Megha, J.J. Joshua, A. W. Markus, H.J. Nadim, M.T. Mathew. "In vitro simulation of fretting-corrosion in hip implant modular junctions: The influence of pH," *Medical Engineering and Physics*, vol. 52, pp. 1-9, 2018.
- [5] P. Crook, *Cobalt and Cobalt Alloys*, ASM Handbook Volume 2 Properties and Selection: Nonferrous Alloys and Special-Purpose Materials: ASM International, 1990.
- [6] Hokuto Aihara, Surface and biocompatibility study of electropolished Co-Cr Alloy L605, Master thesis, San Jose State University, 2009.
- [7] I.P. Konstantin, S.D. Stojan, and N.G. Branimir, *Fundamental Aspects of Electrometallurgy*, New York: Kluwer Academic Publishers, 2002.
- [8] K. Donghyun, S. Kyungsik, S. Dahye, K. Yonghwan, C. Wonsub, "Effect of added ethanol in ethylene glycol-NaCl electrolyte on titanium electropolishing," *Corrosion Science*, vol. 98, pp. 494- 499, 2015.
- [9] H. Yaolei, M. Jinna, P. Qunjia, H. En-Hou, K. Wei, "Effect of electropolishing on corrosion of nuclear grade 316L stainless steel in deaerated high-temperature water," *Corrosion Science*, vol. 112, pp. 625-634, 2016.
- [10] N. Kobayashi, Y. Wu, M. Nomura, T. Sato, "Precision treatment of silicon wafer edge utilizing ultrasonically assisted polishing technique," *Journal of Materials Processing Technology*, vol. 201, pp. 531-535, May 2008.
- [11] J.W. Mwangi, B.W. Ikua, G.N. Nyakoc, H. Zeidler, S.K. Kabini, "Effect of low-Frequency Vibration In Electrical Discharge Machining of AISiC Metal Matrix Composite," *Journal of Sustainable Research in Engineering*, vol. 1, pp. 45-50, 2014.
- [12] Gunawan Setia Prihandana, Muslim Mahardika, M. Hamdi, Kimiyuki Mitsui, "Effect of low-frequency vibration on the workpiece in EDM processes," *Journal of Mechanical Science and Technology*, vol 25, pp. 1231-1234, 2011.
- [13] A. Miyake, H. Sasahara, M. Muramatsu, K. Noguchi, A. Kitakaze, S. Katoh, K. Sannomiya, T. Nakaya, "Effect of low-frequency vibration applied to feed direction on turning process," *Proc. of ISFA International Symposium of Flexible Automation, Cleveland, Ohio, U.S.A.* 2016, pp. 356-358.
- [14] *ASTM F2791 - 15, Standard Guide for Assessment of Surface Texture of Non-Porous Biomaterials in Two Dimensions*. ASTM International, 2015.
- [15] L.G. Machado, M. A. Savi, "Medical Applications of Shape Memory Alloys," *Brazilian Journal of Medical and Biological Research*, vol. 36, pp. 683-691, 2003.
- [16] C.-C. Lin and C.-C. Hu, "Electropolishing fo 304 Stainless Steel: Surface Roughness Control Using Experimental Design Strategies and Summarized Electropolishing Model," *Electrochim Acta*, vol. 63, pp. 3356-3363, 2008.

Effect of ultrasonic electro-chemical polishing parameters on surface roughness and material removal rate of medical grade cobalt chromium alloys

ORIGINALITY REPORT

3%

SIMILARITY INDEX

3%

INTERNET SOURCES

0%

PUBLICATIONS

0%

STUDENT PAPERS

PRIMARY SOURCES

1

scholarworks.sjsu.edu

Internet Source

3%

Exclude quotes On

Exclude matches < 2%

Exclude bibliography On