

This site uses cookies. By continuing to use this site you agree to our use of cookies. To find out more, see our [Privacy and Cookies policy](#).



Table of contents

Volume 528

May 2019

◀ Previous issue Next issue ▶

**11th ISIEM (International Seminar on Industrial Engineering & Management, "Technology and Innovation Challenges Towards Industry 4.0 Era"
27–29 November 2018, Makasar, South Sulawesi, Indonesia**

[View all abstracts](#)

Accepted papers received: 4 April 2019

Published online: PI Online DATE

Preface

OPEN ACCESS 011001

11th ISIEM (International Seminar on Industrial Engineering & Management, "Technology and Innovation Challenges Towards Industry 4.0 Era "

+ View abstract  PDF

OPEN ACCESS 011002

Photographs from the 11th International Seminar on Industrial Engineering & Management (11th ISIEM)

+ View abstract  PDF

OPEN ACCESS 011003

Peer review statement

+ View abstract  PDF

Papers


Decision Analyst and Information System

OPEN ACCESS

012001

A Fuzzy Analytic Hierarchy Process Approach for Determining the Criteria Success Factors of MRT Parts' e-Procurement: the Case of Jakarta MRT Project

T Hartanto, M Ginting and O Sunardi

[+](#) View abstract  PDF

OPEN ACCESS

012002

Supply Chain Risk Management Analysis using the Development of Fuzzy Reasoning Methods and Analytical Network Process (ANP) at Wooden Toys Industries

W N Tanjung, S S Asti, S Hidayat, E Ripmiatin, S A Atikah and R S Khodijah

[+](#) View abstract  PDF

OPEN ACCESS

012003

Information system design using labor productivity measurement for construction

Abdullah 'Azzam, Suci Miranda and Sri Indrawati

[+](#) View abstract  PDF

OPEN ACCESS

012004

Development of Information Systems as a Means to Improve Sharia Cooperative Services

Riri Safitri, Dody Haryadi, Endah Sulisthyani and Vareza Noorlika

[+](#) View abstract  PDF

OPEN ACCESS

012005

Best Concept Selection for Dry-Soybean Cracking Machine Process Optimization using TOPSIS method

R A Anugraha, N M Darmawan and M Iqbal

[+](#) View abstract  PDF

OPEN ACCESS

012006

Decision Making Strategy For Decreasing The Potential Hazards of Work Accidents at Division R&D Using SWOT And AHP Methods

D Rimantho, A Elistiani, S Sundana and AS Sundari

[+](#) View abstract  PDF

OPEN ACCESS

012007

Risk Management Analysis Using FMECA and ANP Methods in the Supply Chain of Wooden Toy Industry

W N Tanjung, S A Atikah, S Hidayat, E Ripmiatin, S S Asti and R S Khodijah

[+ View abstract](#) [PDF](#)

Ergonomics and Product Design

OPEN ACCESS

012008

Measuring Influence from Safety Climate to Safety Behavior in Bus Rapid Transit Drivers

D M Safitri, A Mediana and W Septiani

[+ View abstract](#) [PDF](#)

OPEN ACCESS

012009

Design of Dust Collector on Sorting Machine Vibro Mesh Type Using Design for Assembly (DFA) Approach with Boothroyd and Dewhurst Method in PT. Perkebunan Nusantara VIII Ciater

C A Gulo, M Rahayu, S Martini and M I Kurniawan

[+ View abstract](#) [PDF](#)

OPEN ACCESS

012010

Design of Wood Pellet Trolley using Finite Element Method (FEM) and Design for Assembly (DFA) Approach at PT. Perkebunan Nusantara VIII Ciater

R R Putra, M Rahayu, S Martini and M I Kurniawan

[+ View abstract](#) [PDF](#)

OPEN ACCESS

012011

Design of Wood Pellets Carrier using Ergonomic Function Deployment (EFD) Approach to Increase Productivity of Work: A Research at PTPN VIII Ciater

W R Pradani, M Rahayu, S Martini and M I Kurniawan

[+ View abstract](#) [PDF](#)

OPEN ACCESS

012012

The Design of Material Transporter for Paper Sack in Packaging to Decrease The Risk of Musculoskeletal Disorders using Ergonomic Function Deployment (EFD) Approach: A Research at PT. Perkebunan Nusantara VIII Ciater, West Java

M I Kurniawan, M Rahayu and S Martini

[+ View abstract](#) [PDF](#)

OPEN ACCESS

012013

Workplace Ergonomic Risk Assessment Toward Small-Scale Household Business

Dessi Mufti, Aidil Ikhsan and Tri Marta Putri


[+ View abstract](#) [PDF](#)

OPEN ACCESS

012014

Design of The Kansei Board Game to Motivate the Elementary School Student in Learning English

Selna Shalawati and Hartomo Soewardi

[+ View abstract](#)  PDF

OPEN ACCESS

012015

Internet Addiction among Indonesia University Students: Musculoskeletal Symptoms, Physical and Psychosocial Behavior Problems

G B Pratama and A Widyanti

[+ View abstract](#)  PDF

OPEN ACCESS

012016

An Initial Study into Indonesian Consumer Awareness of the Ergonomic Product

G B Pratama, N Nurfitrisari and A Widyanti

[+ View abstract](#)  PDF

OPEN ACCESS

012017

The Survey on the Perception of Safety and Security Culture for Nuclear Workers

Atyanti Dyah Prabaswari and Rini Dharmastiti

[+ View abstract](#)  PDF

OPEN ACCESS

012018

The Mental Workload Analysis of Staff in Study Program of Private Educational Organization

Atyanti Dyah Prabaswari, Chancard Basumerda and Bagus Wahyu Utomo

[+ View abstract](#)  PDF

OPEN ACCESS

012019

Selection process of sustainable production indicators using eco-quality function deployment

Pregiwati Pusporini and Iwan Vanany

[+ View abstract](#)  PDF

OPEN ACCESS

012020

Workload analysis of chemical analyst at Analytical Research Laboratory PT.UPA – Orang Tua Group

N Y Hidayah, I Purwaningsih and K R Ririh

[+ View abstract](#)  PDF

OPEN ACCESS

012021

Design of Mechanical Roasting Machine using Ergonomic Approach to Increase Productivity of Small Medium Enterprise: A Research at Opak Craftsmen in Sumedang

W Tripiawan, Husni Amani, R M El Hadi, B H Sagita and S Martini


[+](#) View abstract  PDF

OPEN ACCESS

012022

Situation Awareness Analysis on Motorcycle Riders using Quantitative Analysis of Situational Awareness

Hartomo Soewardi and Amalia Diah Ayu Kiranti

[+](#) View abstract  PDF

OPEN ACCESS

012023

Analysis of Machine Maintenance Processes by using FMEA Method in the Sugar Industry

Hartomo Soewardi and Siska Ari Wulandari

[+](#) View abstract  PDF

OPEN ACCESS

012024

Designing technical specifications for goyor woven fabric as material for civil servant official uniforms using quality function deployment and conjoint analysis

D Refinda, E Liquidanu, I W Suletra, W Sutopo and M Budijanto

[+](#) View abstract  PDF

OPEN ACCESS

012025

Empowering product development through creative culinary house design

Y Prasetyawan, M Suef, H Supriyanto and I O K Wardani

[+](#) View abstract  PDF

OPEN ACCESS

012026

Usability Testing of Laboratory Website using a Participatory Design Approach

S Firdaus, A D Sari, M R Suryoputro and A U Khasanah

[+](#) View abstract  PDF

OPEN ACCESS

012027

Failure Mode and Effect Analysis (Fuzzy FMEA) Implementation for Forklift Risk Management in Manufacturing Company PT.XYZ

Muhammad Ragil Suryoputro, Khairizzahra, Amarria Dila Sari and Nawang Wahyu Widiatmaka

[+](#) View abstract  PDF

OPEN ACCESS

012028

Design of Tofu Cutting Tools to Improve Repetitive Tasks Using OCRA

Benedikta Anna Haulian Siboro, Vera Methalina Afma, Annisa Purbasari and Muhammad Qodri Kasim

[+](#) View abstract  PDF

OPEN ACCESS 012029

Fatigue-related differences in human facial dimensions based on static images

V Triyanti, Yassierli and H Iridiastadi

[+ View abstract](#)  PDF

OPEN ACCESS 012030

Ergonomic risk and work load analysis on material handling of PT. XYZ

L Widodo, F J Daywin and M Nadya

[+ View abstract](#)  PDF

Industrial Management

OPEN ACCESS 012031

Feasibility Analysis on the Development of Steel Sheet Zinc Plated and Galvalum Production Factory PT. S Steel

A Z Rahardja, E Chumaidiyah and W Tripiawan

[+ View abstract](#)  PDF

OPEN ACCESS 012032

Designing Self-Assessment Tool for Library Performance Measurement Adopting Malcolm Baldrige Framework (Case Study: Central Library of Andalas University)

N T Putri, D Jumeno, Henmaidi, E Wirdianto, P Fithri and F Zulkhaira

[+ View abstract](#)  PDF

Operation Research

OPEN ACCESS 012033

Analysis daily newspaper distribution in Solo by Agent Based Simulation

Izatul Fitria Febriandini, Yuniaristanto, Wahyudi Sutopo and Muhammad Hisjam

[+ View abstract](#)  PDF

OPEN ACCESS 012034

Multi Responses Optimization for the Sugar Content and Microbial Impurities of Carrot Syrup

O Isabella and Yurida Ekawati

[+ View abstract](#)  PDF

OPEN ACCESS 012035

Schedule Risk Analysis by Different Phases of Construction Project Using CPM-PERT and Monte-Carlo Simulation

Andrie Pasca Hendradewa

[+](#) View abstract  PDF

OPEN ACCESS

012036

The Optimization of Semi Finished Garment Distribution of Forboys SME in Pandeglang Area Using Genetic Algorithm

WN Tanjung, N Nurhasanah, CF Lutfia, B Aribowo, R Safitri, B Samiono, M Devana, P Kalifa, SW Fauzia and A Supriyanto

[+](#) View abstract  PDF

OPEN ACCESS

012037

Utilizing project management software in project scheduling: a case study

Suci Miranda and M Sugarindra

[+](#) View abstract  PDF

OPEN ACCESS

012038

Planting System Modeling Of *Chrysanthemum* Seedling Plants Stock for Profit Optimization

A Ilmaniati and D H Taufik

[+](#) View abstract  PDF

OPEN ACCESS

012039

Integer Linear Programming Model and Algorithm to Integrate Heuristics Scheduling EDD, Inventory Control and Distribution Problems in a Modular Production System

P Moengin, E F Harahap, S Adisuwiryono and W A Fransiska

[+](#) View abstract  PDF

OPEN ACCESS

012040

Optimum Container Network Route in Papua Region

Christine Natalia, Chendrasari Wahyu Oktavia and Gabriela Eirene

[+](#) View abstract  PDF

OPEN ACCESS

012041

Genetic Algorithm for Waste Transportation Route in Eastern Bandung (Case Study: PD. Kebersihan Kota Bandung)

Y Yogaswara and L S M D Saputra

[+](#) View abstract  PDF

OPEN ACCESS

012042

Improvement Route for Distribution Solutions MDVRP (Multi Depot Vehicle Routing Problem) using Genetic Algorithm

R Fitriana, P Moengin and U Kusumaningrum


[+](#) View abstract  PDF

OPEN ACCESS

012043

Domino algorithm: a novel constructive heuristics for traveling salesman problem

Asrul Harun Ismail

[+](#) View abstract  PDF

Production % Maintenance System

OPEN ACCESS

012044

A Comparison of Forecasting Building Material Inventory between Backpropagation Neural Network And Arima

I A Soenandi and C Hayat

[+](#) View abstract  PDF

OPEN ACCESS

012045

Design of Job Scheduling System and Software for Packaging Process with SPT, EDD, LPT, CDS and NEH algorithm at PT. ACP

L Gozali, V Kurniawan and S R Nasution

[+](#) View abstract  PDF

OPEN ACCESS

012046

Analysis of Double indian Ballbreaker Net Sorter Machine Based on Overall Equipment Effectiveness Method Cases in Tea Plantation Plants

J Alhilman and A F Abdillah

[+](#) View abstract  PDF

OPEN ACCESS

012047

Inventory Level Optimization of Raw Materials for Ready-Made Garment Industry XYZ Pty Ltd using Mamdani Method of Fuzzy Interference System

N Nurhasanah, SW Fauzia, B Aribowo, R Safitri, B Samiono, CF Lutfia, M Devana, P Kalifa and A Supriyanto

[+](#) View abstract  PDF








OPEN ACCESS

012048

Advanced ERP Application for Marine Transportation Industry in the South Asia Pacific Country; a Case Study


Lalu Tri Wijaya Nata Kusuma, Jun-Der Leu and Fu-Shiang Tseng

[+](#) View abstract  PDF

-
- OPEN ACCESS** 012049
Forecasting Methods and Implementation of DRP (Distribution Requirement Planning) Methods in Determining the Master Production Schedule
Riana Magdalena and Theresia Suli
[+](#) View abstract  PDF
-
- OPEN ACCESS** 012050
Applying value stream mapping tools and kanban system for waste identification and reduction (case study: a basic chemical company)
Wilson Kosasih, I K Sriwana, E C Sari and C O Doaly
[+](#) View abstract  PDF
-
- OPEN ACCESS** 012051
Waste assessment using lean manufacturing in rubber production
Elita Amrina, Nilda Tri Putri and Dwara Mitha Anjani
[+](#) View abstract  PDF
-
- OPEN ACCESS** 012052
Evaluating Storage Tank Cap 10000L Manufacturer by Using Lean Project Management
T G Amran, D Saraswati and E F Harahap
[+](#) View abstract  PDF
-
- OPEN ACCESS** 012053
The Effect of The Processing Time's Variance to The Performance of Sequencing Rule
Arum Sari and Y C Yulia
[+](#) View abstract  PDF
-
- OPEN ACCESS** 012054
Maintenance management improvement based on reliability centered maintenance II in energy generating industries
M L Singgih, Y Prasetyawan, Sutikno, D Hartanto, F R Kurniawan and W T Wicaksana
[+](#) View abstract  PDF
-
- OPEN ACCESS** 012055
The applications of Cobb-Douglas Production Function in remanufacturing industry
D Saraswati, D K Sari and D Hapsari
[+](#) View abstract  PDF
-
- OPEN ACCESS** 012056

Redesign of office layout using activity relationship chart (ARC) at the "X" department administration office of a "Y" university

Wahyukaton and Ghina Affifah

[+ View abstract](#)  PDF

OPEN ACCESS

012057

Line Balancing Application Analysis of Generator Manufacturing Process in DPG Inc.

S. Alif¹ and B. Aribowo²


[+ View abstract](#)  PDF

OPEN ACCESS

012058

Integration of Lean Manufacturing and Group Technology Layout to increase production speed in the Manufacture of Furniture

U Tarigan, U P P Tarigan and V Sukirman

[+ View abstract](#)  PDF

OPEN ACCESS

012059

Flowshop Scheduling with Drum-Buffer-Rope and CDS Algorithm to Minimize Lateness and Work in Process at PT. AKS

A S Viady, P P Suryadhini and M Rendra

[+ View abstract](#)  PDF

OPEN ACCESS

012060

Line Balancing with Reduced Number of Operator: A Productivity Improvement

A Hasta and Harwati

[+ View abstract](#)  PDF

OPEN ACCESS

012061

Design of Computer Aided Process Planning System for Holster Mold at PT. Carnegie Universal Industries

Amal Witonohadi, Nanang Ali Sutisna and Martulan Suryanto Naibaho

[+ View abstract](#)  PDF

OPEN ACCESS

012062

Design and improvement layout of a production floor using automated layout design program (ALDEP) and CRAFT algorithm at CV. Aji Jaya Mandiri

D Suhardini and S D Rahmawati

[+ View abstract](#)  PDF

OPEN ACCESS

012063

Job Scheduling for Hybrid Assembly Differentiation Flow Shop to Minimize Total Actual Flow Time considering Multi-Due-Dates

R Maulidya, Suprayogi, R Wangsaputra and AH Halim

[+](#) [View abstract](#)  [PDF](#)

OPEN ACCESS

012064

Implementation of Material Requirement Planning (MRP) on Raw Material Order Planning System for Garment Industry

Nidaul Hasanati, Effrizka Permatasari, Nunung Nurhasanah and Syarif Hidayat

[+](#) [View abstract](#)  [PDF](#)

OPEN ACCESS

012065

Simulation Model Development for Determination of Components Production Quantity and Lead Time Reduction in Mass Customisation of Single Production Stage

M R A Purnomo and R C Shinta

[+](#) [View abstract](#)  [PDF](#)

Quality Engineering and Management

OPEN ACCESS

012066

Mapping of noise levels made by drilling machines on project x using contour zone method

B Cahyadi and G A Timang

[+](#) [View abstract](#)  [PDF](#)

OPEN ACCESS

012067

Competency Measurement Instrument Design for Maintenance Staff of Electronic Expertise with SECI Method

Agisni, R P Soesanto, A Kurniawati, N Ambarsari and L Andrawina

[+](#) [View abstract](#)  [PDF](#)

OPEN ACCESS

012068

Taguchi Experimental Design to Optimize the Sugar Content of Candied Carrot

Maria S I Notowidjaja, Yurida Ekawati and Sunday Noya

[+](#) [View abstract](#)  [PDF](#)

OPEN ACCESS

012069

The Pattern Failure Analysis of Sulfuric Acid Production Process with the Association Rules Algorithm Apriori

W Septiani, I A Marie, D Sugiarto and L Hakim

[+](#) [View abstract](#)  [PDF](#)

OPEN ACCESS

012070

Application of Taguchi Method for Optimization of Parameter in Improving Soybean Cracking Process on Dry Process of tempeh Production

R A Anugraha, M Y Wiraditya, M Iqbal and N M Darmawan

[+ View abstract](#)  PDF**OPEN ACCESS**

012071

Analyze of mitigation waste in reconditioning process of Iron Drum with Lean Six Sigma (Case study at PT Mulya Adhi Paramita)

Ahmad, Lilyana, L Widodo, L Gozali and A Maryadi

[+ View abstract](#)  PDF**OPEN ACCESS**

012072

Measurement and proposal of improving Marketing Process to improve the Quality of Aftersales Services with Fuzzy Quality Function Deployment and Data Mining Methods in OV Agency

R Fitriana, W Kurniawan and M R Anwar

[+ View abstract](#)  PDF**OPEN ACCESS**

012073

Design of Flat Shoes Quality Control System using PDCA (Case Study at PT DAT)

D K Sari, D Hetharia, D Saraswati and R Marizka

[+ View abstract](#)  PDF**OPEN ACCESS**

012074

Assistance Program for the Implementation of ISO 9001 2015: Case Study of Telkom Junior High School

Y Rohayati and K Sari

[+ View abstract](#)  PDF**OPEN ACCESS**

012075

Analysis of Increasing Quality of Surfactant Powder at Oversize Parameter Using PDCA and FMEA in PT BCCI

R Prasetyani, A T Huda and D R Ningtyas

[+ View abstract](#)  PDF**OPEN ACCESS**

012076

Quality and Reliability Engineering in Service Industry: A Proposed Alternative Improvement Framework

M A Hadiyat, R D Wahyudi, Y Sari and E Herowati

[+ View abstract](#)  PDF

OPEN ACCESS

012077

Measuring Acceptance Level of Online Service for Business Permit in Surabaya using Technology Acceptance Model


I M Ronyastra, Gunawan and E K Muhammad

[+ View abstract](#)  PDF**OPEN ACCESS**

012078

Value Engineering Towards the Design of Bread Production Process Tools

Ayu Bidiawati, Inna Kholidasari and Bintang Manggala Elani

[+ View abstract](#)  PDF**OPEN ACCESS**

012079

Effects of cocoa clones and fermentation times on physical and chemical characteristics of cocoa beans (*Theobroma cacao* L.)

A Assa, Rosniati and M R Yunus

[+ View abstract](#)  PDF

Suply Chain Management

OPEN ACCESS

012080

Cooperation between power plant in East Kalimantan by integrating renewable energy power plant

Muslimin, Willy Tambunan and Wahyuda

[+ View abstract](#)  PDF**OPEN ACCESS**

012081

Integrated Logistics and Transportation Routing in Rural Logistics System

T S Sinaga and S N Bahagia

[+ View abstract](#)  PDF**OPEN ACCESS**

012082

Development of vendor management and e-Procurement systems using android platform

B Angrian and T R Sahroni

[+ View abstract](#)  PDF**OPEN ACCESS**

012083

Calculation of Raw Material Costs for the Palm Oil Supply Chain Value Added Using Modified Hayami Method

Syarif Hidayat

[+ View abstract](#)  PDF

OPEN ACCESS

012084

Multi Echelon Distribution Model for Electric Market Deregulation Collaboration Strategy in East Kalimantan

Irwan Gani, Wahyuda, Budi Santosa and Muliati

[+ View abstract](#)  PDF**OPEN ACCESS**

012085

Analysis of Supply Chain Network of FBS Production in Small and Medium Textile and Textile Product (TTP) Industry

N Nurhasanah, M Devana, B Aribowo, R Safitri, B Samiono, CF Lutfia, P Kalifa, SW Fauzia and A Supriyanto

[+ View abstract](#)  PDF**OPEN ACCESS**

012086

Supply Chain Risk Management on Wooden Toys Industries by using House of Risk (HOR) and Analytical Network Process (ANP) Method

W N Tanjung, R S Khodijah, S Hidayat, E Ripmiatin, S A Atikah and S S Asti

[+ View abstract](#)  PDF**OPEN ACCESS**

012087

Risk Mitigation for Agricultural Products Distribution in Agro-business Terminal Mantung, Kabupaten Malang

T Oktiarso and A H K Nadira

[+ View abstract](#)  PDF**OPEN ACCESS**

012088

The relation of Indonesia's strategic industry principles and Supply Chain Operations Reference (SCOR) Performance Attribute

JokoSulistio and Afrizal Bayu Alfatih

[+ View abstract](#)  PDF**OPEN ACCESS**

012089

A framework for the impact of lean six sigma on supply chain performance in manufacturing companies

Gihon Davilia Pardamean Gultom and Eric Wibisono

[+ View abstract](#)  PDF**OPEN ACCESS**

012090

Supply Chain Management (SCM) – Is it Value Addition towards Academia?

Prof. Dr. Md. Mamun Habib and Ikram Hasan

[+ View abstract](#)  PDF

JOURNAL LINKS

[Journal home](#)


[Information for organizers](#)

[Information for authors](#)

[Search for published proceedings](#)

[Contact us](#)

[Reprint services from Curran Associates](#)





Source details

IOP Conference Series: Materials Science and Engineering

Scopus coverage years: from 2009 to 2019

ISSN: 1757-8981 E-ISSN: 1757-899X

Subject area: [Engineering: General Engineering](#) [Materials Science: General Materials Science](#)

[View all documents >](#)

[Set document alert](#)

[Save to source list](#) [Journal Homepage](#)

CiteScore 2018

0.53



[Add CiteScore to your site](#)

SJR 2018

0.192



SNIP 2018

0.531



[CiteScore](#) [CiteScore rank & trend](#) [CiteScore presets](#) [Scopus content coverage](#)

CiteScore 2018

Calculated using data from 30 April, 2019

CiteScore rank ⓘ

$$0.53 = \frac{\text{Citation Count 2018}}{\text{Documents 2015 - 2017}^*} = \frac{7,820 \text{ Citations}}{14,668 \text{ Documents}}$$

*CiteScore includes all available document types

[View CiteScore methodology >](#)

[CiteScore FAQ >](#)

Category	Rank	Percentile
Engineering		
└ General Engineering	#171/275	38th
Materials Science		
└ General Materials Science	#305/438	30th

CiteScoreTracker 2019 ⓘ

Last updated on 06 February, 2020

Updated monthly

$$0.54 = \frac{\text{Citation Count 2019}}{\text{Documents 2016 - 2018}} = \frac{15,355 \text{ Citations to date}}{28,226 \text{ Documents to date}}$$

[View CiteScore trends >](#)

Metrics displaying this icon are compiled according to Snowball Metrics ↗, a collaboration between industry and academia.

About Scopus

- [What is Scopus](#)
- [Content coverage](#)
- [Scopus blog](#)
- [Scopus API](#)
- [Privacy matters](#)

Language

- [日本語に切り替える](#)
- [切换到简体中文](#)
- [切换到繁體中文](#)
- [Русский язык](#)

Customer Service

- [Help](#)
- [Contact us](#)

We use cookies to help provide and enhance our service and tailor content. By continuing, you agree to the use of cookies.

Designing Self-Assessment Tool for Library Performance Measurement Adopting Malcolm Baldrige Framework (Case Study: Central Library of Andalas University)

by Nilda Tri Putri

FILE	PUTRI_2019_IOP_CONF._SER._MATER._SCI._ENG._528_012032.PDF (360.82K)		
TIME SUBMITTED	15-MAY-2020 11:32AM (UTC+0700)	WORD COUNT	5256
SUBMISSION ID	1324720409	CHARACTER COUNT	27933

PAPER • OPEN ACCESS

4

Designing Self-Assessment Tool for Library Performance Measurement Adopting Malcolm Baldrige Framework (Case Study: Central Library of Andalas University)

6

To cite this article: N T Putri *et al* 2019 *IOP Conf. Ser.: Mater. Sci. Eng.* **528** 012032

View the [article online](#) for updates and enhancements.

4 Designing Self-Assessment Tool for Library Performance Measurement Adopting Malcolm Baldrige Framework (Case Study: Central Library of Andalas University)

NT Putri¹, D Jumeno², Henmaidi³, E Wirdianto⁴, P Fithri⁵ and F Zulkhaira⁶

^{1,2,3,4,5,6} Department of Industrial Engineering, Faculty of Engineering, Andalas University, Padang, West Sumatra Indonesia
nilda@ft.unand.ac.id¹; destojmn@gmail.com²; henmaidi@ft.unand.ac.id³;
eri_wirdianto@ft.unand.ac.id⁴; primafithri@eng.unand.ac.id⁵;
fizu.khaira@gmail.com⁶

1
Abstract. Currently, competitions between universities at **1** the national and international levels become tighter. Every university gives the best effort. They develop every aspect of the university's pillars quality to get more attention. These aspects include curriculum so that each student can learn more in an organized way. The same also applied for its facilities so that each student **1** never lack of supporting tools and a delightful environment to learn. Even the lecturers are the best in their field so as to educate quality students. This happens not only in **1** the national but also at the international level. In accordance with the proverbs often heard, 'library is the heart of the university'. Naturally the library becomes an important part of the university. Library of Andalas University has been awarded 'excellent' on a national scale by BAN-PT, according to SNI 7330.2009 and SNP 010: 2011. This achievement also requires library to maintain their quality. In line with Andalas University goal to obtain international recognition, **1** library also need acquire ISO certification as in ISO 11620. The framework corresponding to the library's performance appraisal tool is MBNQA (Malcolm Baldrige National Quality Award), because MBNQA is the best management **1** guide for organizations in order to achieve high quality and world-class certification. Thus, to obtain certification of international standards and maintain it, designing a new library performance appraisal tool is necessary. This new assessment tool will adopt MBNQA framework using national scale by BAN-PT and ISO 11620 indicator. The process to make new assessment tool will be assist by AHP (Analytical Hierarchy Process) method.

Keywords: ISO 11620, Library, MBNQA, Performance Assessment

1. Introduction

A library is an important existence for students. Especially for an academic library that is often considered as the 'heart' of an organization or institution. Usually, the role of academic library is to act as information service and the source of knowledge material for its user (student, lecturer and all of the parties in university society). As for the student, an academic library is an important existence in the areas of learning, teaching, research and service. The academic environment without a library also describe as a person in the absence of a brain. Indisputably library existence is determined by the user. In [1] state that conventional library lost its function because of modernism. Information is easy to get



3
Content from this work may be used under the terms of the [Creative Commons Attribution 3.0 licence](https://creativecommons.org/licenses/by/3.0/). Any further distribution of this work must maintain attribution to the author(s) and the title of the work, journal citation and DOI.

and its diverse of the source is outstanding so that more people use electrical source of information. Nowadays, people tend to browse the internet rather than screen through library shelves to find information they need. Thus, there are fewer visitors who want to visit library in the current time than in its glory days. To solve this problem, librarians must think harder to find a way so that library's existence stand firm [1].

According to letter by National Library Republic of Indonesia number 66/4.1.2/PPM.02/I.2016 on 13th January 2016 tell that library of Andalas University officially registered as grade A with 'very good' predicate. This became a new support for Andalas University that also already gain grade 'A' accreditation on January 2014. This result proves that library of Andalas University already get a very good accomplishment and success in maintaining their existence. It can be said that, library of Andalas University must maintain this accomplishment. It is not just to maintain this grade but if possible to achieve more by obtaining certified ISO as international standard. It is necessary to do so that current situation in compliance with future planning. In order to achieve those future planning librarians can do some activity such as performance assessment [2]. As [1] said that for an institution, performance assessment is a set of activities or evaluation task on its goal, design, policy, project, program and implantation of all activities that are systematic and objective for internal as well as external side. The purpose of performance assessment is to gain knowledge about library's current situation.

The library at Andalas University who already obtain 'very good' predicate in national scale is living up to SNI 7330.2009 and SNP 010:2011 evaluated by BAN-PT. Library need to maintain its quality because the next purpose is to gain ISO certification as in ISO 11620 for international scale. Thus, to achieve both standard and maintained, designing a new self-assessment tool for the purpose of quality assurance is needed. In [6] stated that (Malcolm Baldrige National Quality Award) MBNQA was envisioned as a standard of excellence that would help U.S organization achieve world-class quality. Malcolm Baldrige criteria have been accepted widely around the world as a standard for performance excellence. The Baldrige criteria for performance excellence are a comprehensive management framework that can be used to improve overall performance. This framework can give leaders all internal and external understanding of its organization to make the best decision, at the perfect time and in the right way [6]. Based on those reasons above, researcher thinks that it is need to design a self-assessment tool for quality assurance and performance assessment at the library of Andalas University using designed tool.

This new of design self-assessment tool is adaption of MBNQA framework using national scale by BAN-PT also ISO 11620 indicators. The process to make new assessment tool will be assist by AHP (Analytical Hierarchy Process) method. AHP method is a multi-parameter retrieval approach and was introduced by Saaty (1977 and 1994). This uses a multi-purpose, criteria, sub criteria, and alternative hierarchical structure. The AHP is used is a set of pairwise comparisons. This comparison is to measure results, and performance of alternatives in terms of each individual decision. If the combination is not perfect, then it provides conditions for increasing consistency. In this study, which will combine many indicators into one framework, the AHP method is very helpful [8, 9].

2. Objectives

The Objective of this research is designing a self-assessment tool for library performance with combining indicators between ISO 11620 and Indonesian library accreditation standard and adapting MBNQA framework.

3. Methods

There are a number of tools for performance assessment. Some of them are for business or for-profit organization; there are also a number of development tools for non-profit organization in recent time [5]. The most common tool used for library assessment is LibQUAL+ that was developed from ServQUAL method by Association of Research Library (ARL). There are other methods such as Focus Group Discussion (FGD), interview, balanced scorecard and also MBNQA (Malcolm Baldrige National Quality Award). Each tool has its superiority and shortage. Many librarians try to find more

suitable tools to do a performance assessment so that the result can be more accurate [3]. The framework that is suitable to be adopted into new self-assessment tool is MBNQA (Malcolm Baldrige National Quality Award) because MBNQA is the best management guidance for an organization in order to achieve high quality and world class certification.

As this new assessment tool will use to maintain library accreditation using Malcolm Baldrige is the correct choice, because the iterative process of review, planning, continuous improvement, and fundamental appraisal for institutional effectiveness and should be thoroughly integrated into the fabric of every establishment aspiring to excellence. Another reason that suggests Malcolm Baldrige framework provides a valuable measure of organizational effectiveness. A study found that the results obtained using this framework were consistent with increased job satisfaction, increased attendance, reduction of turnover, quality improvement, cost reduction, increased reliability, timely delivery, fewer errors, reduced waiting times (customers), increased satisfaction, fewer complaints, higher customer retention rate (profitability), better market share, and better financial indicators [7].

The method chosen in the process of designing a performance appraisal tool for library is AHP (Analytical Hierarchy Process). The use of this method is due to AHP has several advantages of other that fit with this research. In designing this new performance appraisal tool that necessary to define a complex method of decipher complicated issues and prioritizing the elements. The most important characteristic is the ability to decipher a rather large and complex task or problem into smaller, more manageable tasks or sub-problems. Most problems can be more easily understood and solved if they can be broken down into smaller parts. Some benefits of AHP over other are AHP doesn't require consensus but rather a combination of several different assessment results as well as consideration of the logical concessions need in the AHP method to determine priorities [4].

4. Designing Step for New Self-Assessment Tool

The process to make self-assessment tool divided into 3 major steps, they are:

a. Early step

The beginning step to designing self-assessment tool is to make a proposal of a new assessment tool for library performance before verified by expert. The framework which will be used as foundation for this self-assessment tool is adopting Malcolm Baldrige National Quality Award (MBNQA) framework. MBNQA framework consists of 7 criteria and 11 sub-criteria. The early steps of designing new self-assessment tool consist of:

- i. Identified indicators from ISO 11620 and national library accreditation standard. From ISO 11620 there are 45 indicators meanwhile from national library accreditation standard there are 81 indicators.
- ii. Group those indicators into Malcolm Baldrige criteria and sub-criteria that become proposed framework of self-assessment tool for library performance. Make questionnaire and give it to the experts. This questionnaire will help the experts into deciding how many indicators that will be used and where to place those indicators in new assessment tool based on Malcolm Baldrige framework.
- iii. Determine experts that will be choose as respondent. The experts are must understand clearly about library performance, library accreditation as well as Malcolm Baldrige framework. Once expert selection is over, they will begin the filtering process of the indicators that are used in the new performance assessment tool. The experts are as follow:
 - Ikhwan Arief, M.Sc as a lecturer at Industrial Engineering at Andalas University and also Chief of Library Committee at central library of Andalas University.
 - Dr. Alexie Haryandie Bronto Adi as a lecturer at Industrial Engineering at Andalas University.
 - Yose Rizal as head of user service area at central library of Andalas University.
 - Monalisa Fitri Andes staff of processing and development of collection at central library of Andalas University.

- Armaida as coordinator of backup collection service at central library of Andalas University.
- Andi Saputra as staff of several administration and equipment sector at central library of Andalas University.
- Iswandi Syahrial Nupin head of processing and development of collection at central library of Andalas University.

This major step results in a new assessment framework that will use in next step. From overall early step 26 indicators chosen by experts is deleted. The decision to remove the indicator based on the discussions result of library staff as the experts. Deleted indicators are some points that not significantly affect performance such as TV, fan, sofa for guests, bulletin board and others. In addition to these reasons, several indicators have been represented by others because they have the same points. The indicators that deleted and moved can be seen at Table 1. and Table 2. After all indicators evaluated, each of them will put into a code system that consist 4 levels of this hierarchy; they are Level 0, Level 1, Level 2 and Level 3. The purpose of this hierarchy is place at level 0. In this case the purpose is self-assessment for library performance. Level 1 is the 7 criteria while Level 2 is 11 sub-criteria of Malcolm Baldrige framework. Meanwhile Level 3 consists of 97 indicator chosen from ISO 11620 and national accreditation standard for library. There are 44 indicators from ISO 11620 and 53 indicators from national accreditation standard remaining. Those indicators distribute into 7 criteria and 11 sub-criteria in accordance with experts opinion. The example of coded system for this new assessment tool can be seen at **Table 3**.

Table 1. Indicators that were deleted based on expert opinion

No	Source	Indicator	Reason Deleted
1	National Standard	Comparison of study program with Scientific Journal subscribed	This indicator will be combined with indicator 4.2.J
2	National Standard	Area of Collection (45%), consisting of: Referral area, Textbook area, periodic collection / printed area, Multi media collection area and Newspaper & clipping area	This indicator already represent and combined by indicator 2.2.C
3	National Standard	Area of Reader (25%) consisting of: Circulation Area, Circulation Area, Mixed Reading Area, Library Catalog Area, Cutting Area Display Area, Goods Area and Meeting Area	This indicator already represent and combined by indicator 2.2.C
4	National Standard	Area for Staff (20%) consisting of: Leadership Room, Administration Room, Procurement Room, Processing Room and Dining Room	This indicator already represent and combined by indicator 2.2.C
5	National Standard	Other areas (10%) consisting of: Lobby, Living Room and Toilet	This indicator already represent and combined by indicator 2.2.C
6	ISO 11620	Percentage of the total library lending to external users	Central library of Andalas University does not apply this service yet
7	National Standard	The Power Status Library consists of	This indicator is include in indicator 1.1.B
8	National Standard	The Formal Languages of Formal Education consists of	This indicator is include in indicator 1.1.B
9	National Standard	Book processing / monograph	This indicator will be combined with indicator 4.2.E
10	National Standard	New magazine processing	This indicator will be combined with indicator 4.2.E

Table 2 Indicators that moved into another criteria and/or sub-criteria

No	Source	Indicator	From	Move To
1	ISO 11620	Ratio of acquisition expenditures to staff cost	1.1	1.2
2	ISO 11620	Percentage of expenditure on information provision spent on the electronic collection	1.1	1.2
3	ISO 11620	Percentage of library staff providing electronic services	1.1	1.2
4	ISO 11620	Percentage of Institutional Means Allocated to the Library	1.1	1.2
5	National Standard	Source of Budget	1.1	7.5
6	National Standard	Budget Amount / year	1.1	7.5
7	National Standard	Budget Allocation for libraries	1.1	7.5
8	National Standard	Survey of collegial needs	1.2	1.1
9	National Standard	Institutional Library	3.2	3.1
10	ISO 11620	Percentage of information requests submitted electronically	4.1	4.2
11	ISO 11620	Public seating occupancy rate	4.1	4.2
12	ISO 11620	Workstation use rate	4.1	4.2
13	ISO 11620	Median time of document acquisition	4.1	4.2
14	ISO 11620	Median time of document processing	4.1	4.2
15	ISO 11620	Shelving Accuracy	6.1	6.2
16	ISO 11620	Public access workstations per-capita	6.1	4.2
17	ISO 11620	Seats per-capita	6.1	7.4
18	National Standard	Total collection (print)	6.1	4.2
19	National Standard	Type of Reference Book owned (print)	6.1	4.2
20	National Standard	Electronic resources (monograph)	6.1	4.2
21	National Standard	Subscribe to electronic journals	6.1	4.2
22	ISO 11620	Cost per-loan	6.2	2.1
23	ISO 11620	Cost per-database session	6.2	2.1
24	ISO 11620	Cost per-content unit downloaded	6.2	2.1
25	ISO 11620	Cost-per-library visit	6.2	2.1
26	ISO 11620	Cost per-user	6.2	2.1
27	National Standard	Book loan system	6.1	3.2
28	National Standard	Promotion type ever implemented	6.1	3.2
29	National Standard	Special collection (research result, thesis, thesis and dissertation)	6.1	3.2
30	National Standard	Access Electronic Journal	6.1	3.2
31	National Standard	Information retrieval system	6.1	3.2
32	National Standard	Book completeness	6.1	3.2
33	National Standard	Computers for users with Internet access	6.2	3.2
34	National Standard	Multi media device	6.2	3.2
35	National Standard	AC	6.2	3.2
36	National Standard	Inventory taking	6.1	7.3
37	National Standard	Weeding	6.1	7.3
38	National Standard	Homepage / library website	6.1	7.3
39	National Standard	Computers and printers for library management activities	6.2	7.3
40	ISO 11620	User area per-capita	6.1	7.4
41	National Standard	Percentage of core collections of the entire collection	6.1	7.4

Table 3. The Code of Each Element for Self-Assessment Tool

No.	Code	Criteria	Code	Sub-criteria	Code	Indicator	No
1	C.1	Leadership	1.1	Senior Leadership	1.1.A	Establishment of Library	1
					1.1.B	Institutional Library	2
			1.2	Governance and Societal Responsibilities	1.2.A	Information Literacy	3
					1.2.B	Added collection per year	4
					1.2.C	Library development activities carried out by library staff	5
					1.2.D	Utilization of funds	6
					1.2.E	Line of commands Head of Library	7
					1.2.F	Ratio of acquisition expenditures to staff cost	8
					1.2.G	Percentage of expenditure on information provision spent on the electronic collection	9
					1.2.H	Percentage of library staff providing electronic services	10
					1.2.I	Percentage of Institutional Means Allocated to the Library	11

b. AHP step

Designing self-assessment tool process is using Analytic Hierarchy Process (AHP) method to design hierarchy system for self- assessment tool, determining weight and determine experts' consistency in giving assessment value for this tool. The first step in the process of designing new tool is making a hierarchy for the self-assessment tool. To facilitate reading the hierarchy each element translates into some codes. This code system classified into three parts, they are criteria, sub-criteria and indicator. The steps are as follow:

- i. Create a hierarchical structure of the problem.
The first step designing this new tool is arranging a hierarchy system for this self-assessment tool. Arranging hierarchy so it's easier to read each element translates into some codes. Construction of this hierarchical structure aims to elaborate the problem into more detailed parts. This code system classified into three parts, they are criteria, sub-criteria and indicator.
- ii. Create a pair wise comparison matrix.
A pair wise comparison finished by providing an assessment of the importance between two indicators. The AHP method has 9 pairs of paired appraisal scores. Then distribute it to expert that already chosen. There are five experts.
- iii. After that calculate each weight for criteria, sub-criteria and indicators based on AHP calculation until it lead to consistency value.
Weight assessment for each element is done by 5 experts with pairwise comparison. To unite all 5 experts' opinion, this calculation is using geometric average (geomean). After calculating geomean value, the next step is determining weight of each element. But in order to calculate weight of each element, matrix of pairwise comparison need to be made first. To fill in the matrix of pairwise comparison between same criteria, the value is 1. Meanwhile for result under the value 1 is 1/value upper.
- iv. After each weight calculated the consistency of expert opinion need to be tested. The value of consistency ratio is related to the ability of the experts on performing pair wise comparisons to maintain consistency in their judgments. Even though it's hard to maintain perfect consistency, the Consistency Ratio (CR) value is expected $\leq 10\%$.

c. Designing matrix for self-assessment tool adopting national library accreditation system from BAN-PT into Malcolm Baldrige framework. Matrix performance appraisal for library is designed by adapting national library accreditation scoring system. In this matrix each indicator has a few standards that group into some value as can see in **Table 4**. For example for indicator 1.1.A is about status in establishment of library, appraiser can choose which scale the library belongs to. Then appraiser will get the scale value and multiplied it with total weight. The result from it will be final value from indicator 1.1.A and will be sum up from other indicator to get the value for library performance. The final value from library performance can be classified into some categories that can be seen at **Table 5**.

Table 4. Assessment Matrix for Sub-Criteria Senior Leadership

SUB-CRITERIA	CODE	INDICATOR	INFORMATION	SCALE				
				4	3	2	1	0
Senior Leadership	1.1.A	Establishment of Library	Status in establishment of library	The library was established based on the decree of the establishment of Diknas	The library was established based on the establishment decree of Diknas in the process	Library was established based on the decree of the founding of the rector	The library is in the process of its establishment	No SK of establishment of library
	1.1.B	Institutional Library	The organizational structure and the division of tasks from all parts of the library	The library has an organizational structure and job descriptions	The library has a complete organizational structure	The library has a simple organizational structure	The organizational structure of the library is in process	The library does not have an organizational structure

Table 5. Final Result Categories

Scale	
0 – 0,75	Early Development
0,76 – 1,25	Early Result
1,26 – 1,75	Early Improvement
1,76 – 2,25	Good Performance
2,26 – 2,75	Emerging Library Leader
2,76 – 3,25	Library Leader
3,26 – 3,75	Benchmark Leader
3,76 – 4,16	World Leader

5. Result and Discussion

From the process that already done in the design of self-assessment tool for library performance, it can be seen that each step determines the accuracy of measuring instruments made. The process is start from the selection of framework and indicators that will use, experts as respondents to the creation of library performance assessment matrix. After choosing the framework and indicators to be used, the compilation of the proposed tool is also very important. In the stages of grouping the indicators into the criteria and sub-criteria required serious consideration to determine the correct place. The initial plan determines the direction in the early stages of library performance measurement, because of the need for a very strong basis in grouping these indicators. Using the opinion of 7 experts, is expected to represent the requirement of library at Andalas University in terms of performance measurement.

Once expert's opinion collected, the result can be used as the basic form of performance measurement tools for libraries. The next step is to determine weight of each element for the criteria, sub-criteria and indicators prepared. The weights for each element in the measuring instrument are determined by the Analytical Hierarchy Process (AHP) method. The initial stage in AHP process is to hierarchies the self-assessment tool for measuring the weight. After that, make a questionnaire for the AHP process that is easily understand by respondents. In completing this questionnaire, the researcher must provide complete and easily understood information by the respondents because if the respondent doesn't understand the questionnaire then most likely the result of AHP calculation will be inconsistent. The result of inconsistent data is surely need repetitive retrieval that will require significant investment.

In the process of calculating the weight of each element required a very high accuracy to avoid errors. Especially in the manufacture of matrix pairwise comparison which is the results of AHP questionnaires, because this stage is the starting point in the process of calculating the weight of each element. Furthermore, no less important is calculation of consistency ratio for each element in the library performance measure. As said before, if the result shows an inconsistent data then retrieval process should be repeated. Tolerance limited for a consistency ratio is small equal than 10% or 0.1. From the calculation results can be seen that all the data doesn't exist beyond the limit of 0.1. However, some data have a consistency ratio value close to 0.1 such as comparison between 7 criterias with a value of 0.091 and some comparison indicators such as indicators for sub-criteria 2.2 with a value of 0.086 and an indicator for sub-criteria 6.1 with a value of 0.084. The ratio of the indicator with the lowest consistency ratio value is for sub-criterion 5.1 with 0.002. This is possible because there are only 3 indicators in the sub-criteria.

For comparisons between sub-criteria in one criterion, only one criterion meets the requirements in the calculation of consistency. This is because the criterion C.1 until C.6 only has 2 sub-criteria. So the consistency ratio doesn't need to be calculated because the results always consistent. Nor can it be calculate mathematically because the results are unlimited. This is because the index ratio for 2 elements is 0. Besides sub-criteria, it also occurs in the comparison of indicators for senior leadership sub-criteria (1.1) and workforce involvement (5.2) which only has 2 indicators in one sub-criterion.

For the total weight value of each indicator, the weight value of each indicator is multiplied by the weighted value of the criteria and the sub-criteria of the indicator are located. From the calculation results can be seen that the largest value of weight is for the indicator 5.2.B with a value of 0.092. Next is 7.5.D with 0.042 and 1.1.B with the same value. There are some indicators that have no value (N/A) in scoring matrix. This is because the University of Andalas library has not implemented the indicators so the value matrix for self-assessment cannot be made. For example, all indicators for cost such as indicator 2.1.A, 2.1.B, 2.1.C, 2.1.D and 2.1.E, require specific expenditure data but the cost budget for the Andalas University library is incorporated in the University's cost draft bill so that the costs incurred by the library not specified according to the needs for assessment of the indicator. Likewise, the indicators 7.1.C, 7.1.H, 7.2.A and 7.2.B are all indicators from ISO 11620. These indicators have not been applied yet by the Andalas University library, so the data required to measure each indicator is missing. Thus, there are 9 indicators in total that has no available value in self-assessment matrix for library performance.

For overall process in designing assessment tool for library performance, some point should be discussed. The main point is, 'are the experts selected ideal for this research?' In this research choosing expert is an important point, because designing process of new assessment tool relied so much in experts' opinion credibility. Then, 'can this new assessment tool made based on expert opinion from the Andalas University Library be used for other libraries?' Even though this research use central library of Andalas University, researchers hopes this new assessment tool can be used in another library. Because of this new assessment tool designed using MBNQA framework and both national and international standard.

6. Conclusion

The conclusions of this research are as below:

- a. Designing self-assessment tool for library performance finished with integrating national standard from National Library Accreditation Standard and international standard from ISO 11620:2008 using Malcolm Baldrige framework. Total initial elements for this assessment tool are 7 criteria, 11 sub-criteria and 145 indicators that come from 80 national standard indicators and 45 ISO indicators.
- b. After selection process and discussion with 7 experts, there are 18 indicator deleted. Also there are 28 indicators that moved to another sub-criterion. The final framework for new library performance appraisal tool consists of 7 criteria, 11 sub-criteria and 97 indicators. For matrix performance appraisal is made with combining final framework of new library performance appraisal tool with assessment category that already approved by librarian of Andalas University. There are 9 indicators with (N/A) value because those indicators aren't applying yet in Andalas University library therefore there is no other way to assess those indicators.
- c. This new assessment tool is expected to be able to maintain accreditation, maintain and improve the quality of the library both nationally and internationally. Nationally because it uses national accreditation standards while interatively because it adapts the ISO 11620 indicator. All indicators are embedded in a very good framework of malcolm baldrige framework.

7. References

- [1] Ariomerebi M I and Nkiko C 2016 *Annals of Library and Information Studies. Performance assessment model for academic libraries: the Covenant University Library example* 63 (March) pp 7-15
- [2] Azlan C, Warokka A and Hilman H 2012 *Communications of the IBIMA. The Library's Quality Management System and Quality Assurance in Higher Education: A Lesson from Southeast Emerging Educational Hub.* pp 1-11 871760 DOI: 10.5171/2012.871760.
- [3] Baptista L and CesaltnaPires 2008 *Performance Evaluation of Academic Libraries Implementation Model.* Potugal

- [4] Gonzales E, et all. 2013 *An AHP-based Approach to Prioritizing Resource for Highway Routine Maintenance*. University of Texas.
- [5] McGregor F 2004 University of Wollongong. *Excellent Libraries: A Quality Assurance Perspective*. *Advances in Librarianship* **28** pp 17-53
- [6] National Institute for Standards and Technology 2016 2015-2016 education criteria for performance excellence. (Gaithersburg, MD: Baldrige Performance Excellence Program)
- [7] Ruben B D 2007 Wiley InterScience. *Higher Education Assessment: Linking Accreditation Standards and the Malcolm Baldrige Criteria* pp 59-83 DOI: 10.1002/he.246
- [8] Triantaphyllou E and Mann S H 1995 Using The Analytic Hierarchy Process for Decision Making in Engineering Applications: Some Challenges. *Inter'l Journal of Industrial Engineering: Applications and Practice* **2**(1) pp 35-44
- [9] Putri N T, Yusof S M and Irianto D The Delphi hierarchy process-based study of Quality Engineering in Malaysia and Indonesia Automotive Companies. *The TQM Journal* **26**(6) pp 566 – 576

Designing Self-Assessment Tool for Library Performance Measurement Adopting Malcolm Baldrige Framework (Case Study: Central Library of Andalas University)

ORIGINALITY REPORT

% **12**
SIMILARITY INDEX

% **12**
INTERNET SOURCES

%
PUBLICATIONS

% **0**
STUDENT PAPERS

PRIMARY SOURCES

1 scholar.unand.ac.id %**6**
Internet Source

2 repository.ubaya.ac.id %**3**
Internet Source

3 hal.archives-ouvertes.fr %**1**
Internet Source

4 isiem.net %**1**
Internet Source

5 mafiadoc.com %**1**
Internet Source

6 pde-gir.com %**1**
Internet Source

EXCLUDE QUOTES ON

EXCLUDE
BIBLIOGRAPHY ON

EXCLUDE MATCHES < 1%

PAPER • OPEN ACCESS

Designing Self-Assessment Tool for Library Performance Measurement Adopting Malcolm Baldrige Framework (Case Study: Central Library of Andalas University)

To cite this article: N T Putri *et al* 2019 *IOP Conf. Ser.: Mater. Sci. Eng.* **528** 012032

View the [article online](#) for updates and enhancements.

Designing Self-Assessment Tool for Library Performance Measurement Adopting Malcolm Baldrige Framework (Case Study: Central Library of Andalas University)

N T Putri¹, D Jumeno², Henmaidi³, E Wirdianto⁴, P Fithri⁵ and F Zulkhaira⁶

^{1,2,3,4,5,6}Department of Industrial Engineering, Faculty of Engineering, Andalas University, Padang, West Sumatra Indonesia
nilda@ft.unand.ac.id¹; destojmn@gmail.com²; henmaidi@ft.unand.ac.id³;
eri_wirdianto@ft.unand.ac.id⁴; primafithri@eng.unand.ac.id⁵;
fizu.khaira@gmail.com⁶

Abstract. Currently, competitions between universities at the national and international levels become tighter. Every university gives the best effort. They develop every aspect of the university's pillars quality to get more attention. These aspects include curriculum so that each student can learn more in an organized way. The same also applied for its facilities so that each student never lack of supporting tools and a delightful environment to learn. Even the lecturers are the best in their field so as to educate quality students. This happens not only in the national but also at the international level. In accordance with the proverbs often heard, 'library is the heart of the university'. Naturally the library becomes an important part of the university. Library of Andalas University has been awarded 'excellent' on a national scale by BAN-PT, according to SNI 7330.2009 and SNP 010: 2011. This achievement also requires library to maintain their quality. In line with Andalas University goal to obtain international recognition, library also need acquire ISO certification as in ISO 11620. The framework corresponding to the library's performance appraisal tool is MBNQA (Malcolm Baldrige National Quality Award), because MBNQA is the best management guide for organizations in order to achieve high quality and world-class certification. Thus, to obtain certification of international standards and maintain it, designing a new library performance appraisal tool is necessary. This new assessment tool will adopt MBNQA framework using national scale by BAN-PT and ISO 11620 indicator. The process to make new assessment tool will be assist by AHP (Analytical Hierarchy Process) method.

Keywords: ISO 11620, Library, MBNQA, Performance Assessment

1. Introduction

A library is an important existence for students. Especially for an academic library that is often considered as the 'heart' of an organization or institution. Usually, the role of academic library is to act as information service and the source of knowledge material for its user (student, lecturer and all of the parties in university society). As for the student, an academic library is an important existence in the areas of learning, teaching, research and service. The academic environment without a library also describe as a person in the absence of a brain. Indisputably library existence is determined by the user. In [1] state that conventional library lost its function because of modernism. Information is easy to get



and its diverse of the source is outstanding so that more people use electrical source of information. Nowadays, people tend to browse the internet rather than screen through library shelves to find information they need. Thus, there are fewer visitors who want to visit library in the current time than in its glory days. To solve this problem, librarians must think harder to find a way so that library's existence stand firm [1].

According to letter by National Library Republic of Indonesia number 66/4.1.2/PPM.02/I.2016 on 13th January 2016 tell that library of Andalas University officially registered as grade A with 'very good' predicate. This became a new support for Andalas University that also already gain grade 'A' accreditation on January 2014. This result proves that library of Andalas University already get a very good accomplishment and success in maintaining their existence. It can be said that, library of Andalas University must maintain this accomplishment. It is not just to maintain this grade but if possible to achieve more by obtaining certified ISO as international standard. It is necessary to do so that current situation in compliance with future planning. In order to achieve those future planning librarians can do some activity such as performance assessment [2]. As [1] said that for an institution, performance assessment is a set of activities or evaluation task on its goal, design, policy, project, program and implantation of all activities that are systematic and objective for internal as well as external side. The purpose of performance assessment is to gain knowledge about library's current situation.

The library at Andalas University who already obtain 'very good' predicate in national scale is living up to SNI 7330.2009 and SNP 010:2011 evaluated by BAN-PT. Library need to maintain its quality because the next purpose is to gain ISO certification as in ISO 11620 for international scale. Thus, to achieve both standard and maintained, designing a new self-assessment tool for the purpose of quality assurance is needed. In [6] stated that (Malcolm Baldrige National Quality Award) MBNQA was envisioned as a standard of excellence that would help U.S organization achieve world-class quality. Malcolm Baldrige criteria have been accepted widely around the world as a standard for performance excellence. The Baldrige criteria for performance excellence are a comprehensive management framework that can be used to improve overall performance. This framework can give leaders all internal and external understanding of its organization to make the best decision, at the perfect time and in the right way ^[6]. Based on those reasons above, researcher thinks that it is need to design a self-assessment tool for quality assurance and performance assessment at the library of Andalas University using designed tool.

This new of design self-assessment tool is adaption of MBNQA framework using national scale by BAN-PT also ISO 11620 indicators. The process to make new assessment tool will be assist by AHP (Analytical Hierarchy Process) method. AHP method is a multi-parameter retrieval approach and was introduced by Saaty (1977 and 1994). This uses a multi-purpose, criteria, sub criteria, and alternative hierarchical structure. The data used is a set of pairwise comparisons. This comparison is to measure results, and performance of alternatives in terms of each individual decision. If the combination is not perfect, then it provides conditions for increasing consistency. In this study, which will combine many indicators into one framework, the AHP method is very helpful [8, 9].

2. Objectives

The Objective of this research is designing a self-assessment tool for library performance with combining indicators between ISO 11620 and Indonesian library accreditation standard and adapting MBNQA framework.

3. Methods

There are a number of tools for performance assessment. Some of them are for business or for-profit organization; there are also a number of development tools for non-profit organization in recent time ^[5]. The most common tool used for library assessment is LibQUAL+ that was developed from ServQUAL method by Association of Research Library (ARL). There are other methods such as Focus Group Discussion (FGD), interview, balanced scorecard and also MBNQA (Malcolm Baldrige National Quality Award). Each tool has its superiority and shortage. Many librarians try to find more

suitable tools to do a performance assessment so that the result can be more accurate ^[3]. The framework that is suitable to be adopted into new self-assessment tool is MBNQA (Malcolm Baldrige National Quality Award) because MBNQA is the best management guidance for an organization in order to achieve high quality and world class certification.

As this new assessment tool will use to maintain library accreditation using Malcolm Baldrige is the correct choice, because the iterative process of review, planning, continuous improvement, and fundamental appraisal for institutional effectiveness and should be thoroughly integrated into the fabric of every establishment aspiring to excellence. Another reason that suggests Malcolm Baldrige framework provides a valuable measure of organizational effectiveness. A study found that the results obtained using this framework were consistent with increased job satisfaction, increased attendance, reduction of turnover, quality improvement, cost reduction, increased reliability, timely delivery, fewer errors, reduced waiting times (customers), increased satisfaction, fewer complaints, higher customer retention rate (profitability), better market share, and better financial indicators ^[7].

The method chosen in the process of designing a performance appraisal tool for library is AHP (Analytical Hierarchy Process). The use of this method is due to AHP has several advantages of other that fit with this research. In designing this new performance appraisal tool that necessary to define a complex method of decipher complicated issues and prioritizing the elements. The most important characteristic is the ability to decipher a rather large and complex task or problem into smaller, more manageable tasks or sub-problems. Most problems can be more easily understood and solved if they can be broken down into smaller parts. Some benefits of AHP over other are AHP doesn't require consensus but rather a combination of several different assessment results as well as consideration of the logical concessions need in the AHP method to determine priorities ^[4].

4. Designing Step for New Self-Assessment Tool

The process to make self-assessment tool divided into 3 major steps, they are:

a. Early step

The beginning step to designing self-assessment tool is to make a proposal of a new assessment tool for library performance before verified by expert. The framework which will be used as foundation for this self-assessment tool is adopting Malcolm Baldrige National Quality Award (MBNQA) framework. MBNQA framework consists of 7 criteria and 11 sub-criteria. The early steps of designing new self-assessment tool consist of:

- i. Identified indicators from ISO 11620 and national library accreditation standard. From ISO 11620 there are 45 indicators meanwhile from national library accreditation standard there are 81 indicators.
- ii. Group those indicators into Malcolm Baldrige criteria and sub-criteria that become proposed framework of self-assessment tool for library performance. Make questionnaire and give it to the experts. This questionnaire will help the experts into deciding how many indicators that will be used and where to place those indicators in new assessment tool based on Malcolm Baldrige framework.
- iii. Determine experts that will be choose as respondent. The experts are must understand clearly about library performance, library accreditation as well as Malcolm Baldrige framework. Once expert selection is over, they will begin the filtering process of the indicators that are used in the new performance assessment tool. The experts are as follow:
 - Ikhwan Arief, M.Sc as a lecturer at Industrial Engineering at Andalas University and also Chief of Library Committee at central library of Andalas University.
 - Dr. Alexie Haryandie Bronto Adi as a lecturer at Industrial Engineering at Andalas University.
 - Yose Rizal as head of user service area at central library of Andalas University.
 - Monalisa Fitri Andes staff of processing and development of collection at central library of Andalas University.

- Armaida as coordinator of backup collection service at central library of Andalas University.
- Andi Saputra as staff of several administration and equipment sector at central library of Andalas University.
- Iswandi Syahrial Nupin head of processing and development of collection at central library of Andalas University.

This major step results in a new assessment framework that will use in next step. From overall early step 26 indicators chosen by experts is deleted. The decision to remove the indicator based on the discussions result of library staff as the experts. Deleted indicators are some points that not significantly affect performance such as TV, fan, sofa for guests, bulletin board and others. In addition to these reasons, several indicators have been represented by others because they have the same points. The indicators that deleted and moved can be seen at Table 1. and Table 2. After all indicators evaluated, each of them will put into a code system that consist 4 levels of this hierarchy; they are Level 0, Level 1, Level 2 and Level 3. The purpose of this hierarchy is place at level 0. In this case the purpose is self-assessment for library performance. Level 1 is the 7 criteria while Level 2 is 11 sub-criteria of Malcolm Baldrige framework. Meanwhile Level 3 consists of 97 indicator chosen from ISO 11620 and national accreditation standard for library. There are 44 indicators from ISO 11620 and 53 indicators from national accreditation standard remaining. Those indicators distribute into 7 criteria and 11 sub-criteria in accordance with experts opinion. The example of coded system for this new assessment tool can be seen at **Table 3**.

Table 1. Indicators that were deleted based on expert opinion

No	Source	Indicator	Reason Deleted
1	National Standard	Comparison of study program with Scientific Journal subscribed	This indicator will be combined with indicator 4.2.J
2	National Standard	Area of Collection (45%), consisting of: Referral area, Textbook area, periodic collection / printed area, Multi media collection area and Newspaper & clipping area	This indicator already represent and combined by indicator 2.2.C
3	National Standard	Area of Reader (25%) consisting of: Circulation Area, Circulation Area, Mixed Reading Area, Library Catalog Area, Cutting Area Display Area, Goods Area and Meeting Area	This indicator already represent and combined by indicator 2.2.C
4	National Standard	Area for Staff (20%) consisting of: Leadership Room, Administration Room, Procurement Room, Processing Room and Dining Room	This indicator already represent and combined by indicator 2.2.C
5	National Standard	Other areas (10%) consisting of: Lobby, Living Room and Toilet	This indicator already represent and combined by indicator 2.2.C
6	ISO 11620	Percentage of the total library lending to external users	Central library of Andalas University does not apply this service yet
7	National Standard	The Power Status Library consists of	This indicator is include in indicator 1.1.B
8	National Standard	The Formal Languages of Formal Education consists of	This indicator is include in indicator 1.1.B
9	National Standard	Book processing / monograph	This indicator will be combined with indicator 4.2.E
10	National Standard	New magazine processing	This indicator will be combined with indicator 4.2.E

Table 2 Indicators that moved into another criteria and/or sub-criteria

No	Source	Indicator	From	Move To
1	ISO 11620	Ratio of acquisition expenditures to staff cost	1.1	1,2
2	ISO 11620	Percentage of expenditure on information provision spent on the electronic collection	1.1	1,2
3	ISO 11620	Percentage of library staff providing electronic services	1.1	1,2
4	ISO 11620	Percentage of Institutional Means Allocated to the Library	1.1	1,2
5	National Standard	Source of Budget	1.1	7,5
6	National Standard	Budget Amount / year	1.1	7,5
7	National Standard	Budget Allocation for libraries	1.1	7,5
8	National Standard	Survey of collegial needs	1.2	1,1
9	National Standard	Institutional Library	3.2	3,1
10	ISO 11620	Percentage of information requests submitted electronically	4.1	4,2
11	ISO 11620	Public seating occupancy rate	4.1	4,2
12	ISO 11620	Workstation use rate	4.1	4,2
13	ISO 11620	Median time of document acquisition	4.1	4,2
14	ISO 11620	Median time of document processing	4.1	4,2
15	ISO 11620	Shelving Accuracy	6.1	6,2
16	ISO 11620	Public access workstations per-capita	6.1	4,2
17	ISO 11620	Seats per-capita	6.1	7,4
18	National Standard	Total collection (print)	6.1	4,2
19	National Standard	Type of Reference Book owned (print)	6.1	4,2
20	National Standard	Electronic resources (monograph)	6.1	4,2
21	National Standard	Subscribe to electronic journals	6.1	4,2
22	ISO 11620	Cost per-loan	6.2	2,1
23	ISO 11620	Cost per-database session	6.2	2,1
24	ISO 11620	Cost per-content unit downloaded	6.2	2,1
25	ISO 11620	Cost-per-library visit	6.2	2,1
26	ISO 11620	Cost per-user	6.2	2,1
27	National Standard	Book loan system	6.1	.3,2
28	National Standard	Promotion type ever implemented	6.1	.3,2
29	National Standard	Special collection (research result, thesis, thesis and dissertation)	6.1	.3,2
30	National Standard	Access Electronic Journal	6.1	.3,2
31	National Standard	Information retrieval system	6.1	.3,2
32	National Standard	Book completeness	6.1	.3,2
33	National Standard	Computers for users with Internet access	6.2	.3,2
34	National Standard	Multi media device	6.2	.3,2
35	National Standard	AC	6.2	.3,2
36	National Standard	Inventory taking	6.1	7,3
37	National Standard	Weeding	6.1	7,3
38	National Standard	Homepage / library website	6.1	7,3
39	National Standard	Computers and printers for library management activities	6.2	7,3
40	ISO 11620	User area per-capita	6.1	7,4
41	National Standard	Percentage of core collections of the entire collection	6.1	7,4

Table 3. The Code of Each Element for Self-Assessment Tool

No.	Code	Criteria	Code	Sub-criteria	Code	Indicator	No
1	C.1	Leadership	1.1	Senior Leadership	1.1.A	Establishment of Library	1
					1.1.B	Institutional Library	2
			1.2	Governance and Societal Responsibilities	1.2.A	Information Literacy	3
					1.2.B	Added collection per year	4
					1.2.C	Library development activities carried out by library staff	5
					1.2.D	Utilization of funds	6
					1.2.E	Line of commands Head of Library	7
					1.2.F	Ratio of acquisition expenditures to staff cost	8
					1.2.G	Percentage of expenditure on information provision spent on the electronic collection	9
					1.2.H	Percentage of library staff providing electronic services	10
					1.2.I	Percentage of Institutional Means Allocated to the Library	11

b. AHP step

Designing self-assessment tool process is using Analytic Hierarchy Process (AHP) method to design hierarchy system for self- assessment tool, determining weight and determine experts' consistency in giving assessment value for this tool. The first step in the process of designing new tool is making a hierarchy for the self-assessment tool. To facilitate reading the hierarchy each element translates into some codes. This code system classified into three parts, they are criteria, sub-criteria and indicator. The steps are as follow:

- i. Create a hierarchical structure of the problem.

The first step designing this new tool is arranging a hierarchy system for this self-assessment tool. Arranging hierarchy so it's easier to read each element translates into some codes. Construction of this hierarchical structure aims to elaborate the problem into more detailed parts. This code system classified into three parts, they are criteria, sub-criteria and indicator.

- ii. Create a pair wise comparison matrix.

A pair wise comparison finished by providing an assessment of the importance between two indicators. The AHP method has 9 pairs of paired appraisal scores. Then distribute it to expert that already chosen. There are five experts.

- iii. After that calculate each weight for criteria, sub-criteria and indicators based on AHP calculation until it lead to consistency value.

Weight assessment for each element is done by 5 experts with pairwise comparison. To unite all 5 experts' opinion, this calculation is using geometric average (geomean). After calculating geomean value, the next step is determining weight of each element. But in order to calculate weight of each element, matrix of pairwise comparison need to be made first. To fill in the matrix of pairwise comparison between same criteria, the value is 1. Meanwhile for result under the value 1 is 1/value upper.

- iv. After each weight calculated the consistency of expert opinion need to be tested. The value of consistency ratio is related to the ability of the experts on performing pair wise comparisons to maintain consistency in their judgments. Even though it's hard to maintain perfect consistency, the Consistency Ratio (CR) value is expected $\leq 10\%$.

- c. Designing matrix for self-assessment tool adopting national library accreditation system from BAN-PT into Malcolm Baldrige framework. Matrix performance appraisal for library is designed by adapting national library accreditation scoring system. In this matrix each indicator has a few standards that group into some value as can see in **Table 4**. For example for indicator 1.1.A is about status in establishment of library, appraiser can choose which scale the library belongs to. Then appraiser will get the scale value and multiplied it with total weight. The result from it will be final value from indicator 1.1.A and will be sum up from other indicator to get the value for library performance. The final value from library performance can be classified into some categories that can be seen at **Table 5**.

Table 4. Assessment Matrix for Sub-Criteria Senior Leadership

SUB-CRITERIA	CODE	INDICATOR	INFORMATION	SCALE				
				4	3	2	1	0
Senior Leadership	1.1.A	Establishment of Library	Status in establishment of library	The library was established based on the decree of the establishment of Diknas	The library was established based on the establishment decree of Diknas in the process	Library was established based on the decree of the founding of the rector	The library is in the process of its establishment	No SK of establishment of library
	1.1.B	Institutional Library	The organizational structure and the division of tasks from all parts of the library	The library has an organizational structure and job descriptions	The library has a complete organizational structure	The library has a simple organizational structure	The organizational structure of the library is in process	The library does not have an organizational structure

Table 5. Final Result Categories

Scale	
0 – 0,75	Early Development
0,76 – 1,25	Early Result
1,26 – 1,75	Early Improvement
1,76 – 2,25	Good Performance
2,26 – 2,75	Emerging Library Leader
2,76 – 3,25	Library Leader
3,26 – 3,75	Benchmark Leader
3,76 – 4,16	World Leader

5. Result and Discussion

From the process that already done in the design of self-assessment tool for library performance, it can be seen that each step determines the accuracy of measuring instruments made. The process is start from the selection of framework and indicators that will use, experts as respondents to the creation of library performance assessment matrix. After choosing the framework and indicators to be used, the compilation of the proposed tool is also very important. In the stages of grouping the indicators into the criteria and sub-criteria required serious consideration to determine the correct place. The initial plan determines the direction in the early stages of library performance measurement, because of the need for a very strong basis in grouping these indicators. Using the opinion of 7 experts, is expected to represent the requirement of library at Andalas University in terms of performance measurement.

Once expert's opinion collected, the result can be used as the basic form of performance measurement tools for libraries. The next step is to determine weight of each element for the criteria, sub-criteria and indicators prepared. The weights for each element in the measuring instrument are determined by the Analytical Hierarchy Process (AHP) method. The initial stage in AHP process is to hierarchies the self-assessment tool for measuring the weight. After that, make a questionnaire for the AHP process that is easily understand by respondents. In completing this questionnaire, the researcher must provide complete and easily understood information by the respondents because if the respondent doesn't understand the questionnaire then most likely the result of AHP calculation will be inconsistent. The result of inconsistent data is surely need repetitive retrieval that will require significant investment.

In the process of calculating the weight of each element required a very high accuracy to avoid errors. Especially in the manufacture of matrix pairwise comparison which is the results of AHP questionnaires, because this stage is the starting point in the process of calculating the weight of each element. Furthermore, no less important is calculation of consistency ratio for each element in the library performance measure. As said before, if the result shows an inconsistent data then retrieval process should be repeated. Tolerance limited for a consistency ratio is small equal than 10% or 0.1. From the calculation results can be seen that all the data doesn't exist beyond the limit of 0.1. However, some data have a consistency ratio value close to 0.1 such as comparison between 7 criterias with a value of 0.091 and some comparison indicators such as indicators for sub-criteria 2.2 with a value of 0.086 and an indicator for sub-criteria 6.1 with a value of 0.084. The ratio of the indicator with the lowest consistency ratio value is for sub-criterion 5.1 with 0.002. This is possible because there are only 3 indicators in the sub-criteria.

For comparisons between sub-criteria in one criterion, only one criterion meets the requirements in the calculation of consistency. This is because the criterion C.1 until C.6 only has 2 sub-criteria. So the consistency ratio doesn't need to be calculated because the results always consistent. Nor can it be calculate mathematically because the results are unlimited. This is because the index ratio for 2 elements is 0. Besides sub-criteria, it also occurs in the comparison of indicators for senior leadership sub-criteria (1.1) and workforce involvement (5.2) which only has 2 indicators in one sub-criterion.

For the total weight value of each indicator, the weight value of each indicator is multiplied by the weighted value of the criteria and the sub-criteria of the indicator are located. From the calculation results can be seen that the largest value of weight is for the indicator 5.2.B with a value of 0.092. Next is 7.5.D with 0.042 and 1.1.B with the same value. There are some indicators that have no value (N/A) in scoring matrix. This is because the University of Andalas library has not implemented the indicators so the value matrix for self-assessment cannot be made. For example, all indicators for cost such as indicator 2.1.A, 2.1.B, 2.1.C, 2.1.D and 2.1.E, require specific expenditure data but the cost budget for the Andalas University library is incorporated in the University's cost draft bill so that the costs incurred by the library not specified according to the needs for assessment of the indicator. Likewise, the indicators 7.1.C, 7.1.H, 7.2.A and 7.2.B are all indicators from ISO 11620. These indicators have not been applied yet by the Andalas University library, so the data required to measure each indicator is missing. Thus, there are 9 indicators in total that has no available value in self-assessment matrix for library performance.

For overall process in designing assessment tool for library performance, some point should be discussed. The main point is, 'are the experts selected ideal for this research?' In this research choosing expert is an important point, because designing process of new assessment tool relied so much in experts' opinion credibility. Then, 'can this new assessment tool made based on expert opinion from the Andalas University Library be used for other libraries?' Even though this research use central library of Andalas University, researchers hopes this new assessment tool can be used in another library. Because of this new assessment tool designed using MBNQA framework and both national and international standard.

6. Conclusion

The conclusions of this research are as below:

- a. Designing self-assessment tool for library performance finished with integrating national standard from National Library Accreditation Standard and international standard from ISO 11620:2008 using Malcolm Baldrige framework. Total initial elements for this assessment tool are 7 criteria, 11 sub-criteria and 145 indicators that come from 80 national standard indicators and 45 ISO indicators.
- b. After selection process and discussion with 7 experts, there are 28 indicator deleted. Also there are 28 indicators that moved to another sub-criterion. The final framework for new library performance appraisal tool consists of 7 criteria, 11 sub-criteria and 97 indicators. For matrix performance appraisal is made with combining final framework of new library performance appraisal tool with assessment category that already approved by librarian of Andalas University. There are 9 indicators with (N/A) value because those indicators aren't applying yet in Andalas University library therefore there is no other way to assess those indicators.
- c. This new assessment tool is expected to be able to maintain accreditation, maintain and improve the quality of the library both nationally and internationally. Nationally because it uses national accreditation standards while interatively because it adapts the ISO 11620 indicator. All indicators are embedded in a very good framework of malcolm baldrige framework.

7. References

- [1] Ariomerebi M I and Nkiko C 2016 *Annals of Library and Information Studies. Performance assessment model for academic libraries: the Covenant University Library example* **63** (March) pp 7-15
- [2] Azlan C, Warokka A and Hilman H 2012 *Communications of the IBIMA. The Library's Quality Management System and Quality Assurance in Higher Education: A Lesson from Southeast Emerging Educational Hub.* pp 1-11 871760 DOI: 10.5171/2012.871760.
- [3] Baptista L and CesaltnaPires 2008 *Performance Evaluation of Academic Libraries Implementation Model.* Potugal

- [4] Gonzales E, et all. 2013 *An AHP-based Approach to Prioritizing Resource for Highway Routine Maintenance*. University of Texas.
- [5] McGregor F 2004 University of Wollongong. *Excellent Libraries: A Quality Assurance Perspective*. *Advances in Librarianship* **28** pp 17-53
- [6] National Institute for Standards and Technology 2016 2015-2016 education criteria for performance excellence. (Gaithersburg, MD: Baldrige Performance Excellence Program)
- [7] Ruben B D 2007 Wiley InterScience. *Higher Education Assessment: Linking Accreditation Standards and the Malcolm Baldrige Criteria* pp 59-83 DOI: 10.1002/he.246
- [8] Triantaphyllou E and Mann S H 1995 Using The Analytic Hierarchy Process for Decision Making in Engineering Applications: Some Challenges. *Inter'l Journal of Industrial Engineering: Applications and Practice* **2**(1) pp 35-44
- [9] Putri N T, Yusof S M and Irianto D The Delphi hierarchy process-based study of Quality Engineering in Malaysia and Indonesia Automotive Companies. *The TQM Journal* **26**(6) pp 566 – 576

**LEMBAR
HASIL PENILAIAN SEJAWAT SEBIDANG ATAU PEER REVIEW
KARYA ILMIAH : PROSIDING***

Judul Karya Ilmiah (paper) : **Designing Self-Assessment Tool for Library Performance Measurement Adopting Malcolm Baldrige Framework (Case Study: Central Library of Andalas University)**

Jumlah Penulis : 6 Orang

Status Pengusul : Penulis Ke lima

Identitas Prosiding : a. Judul Prosiding : IOP Conference Series: Materials Science and Engineering

b. ISBN/ISSN :

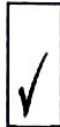
c. Tahun Terbit, Tempat Pelaksanaan : 2019

d. Penerbit/organiser : IOP Conference

e. Alamat repository PT/ Web Prosiding : <https://iopscience.iop.org/article/10.1088/1757-899X/528/1/012032>

f. Terindeks di (jika ada) : [DOI:10.1088/1757-899X/528/1/012032](https://doi.org/10.1088/1757-899X/528/1/012032)

Kategori Publikasi Makalah :



Prosiding Forum Ilmiah Internasional IOP Conference Series: Materials Science and Engineering

(beri tanda pada kategori yang tepat)



Prosiding Forum Ilmiah Nasional



Jurnal Ilmiah Internasional (Edisi Khusus/ Suplemen)*



Jurnal Ilmiah Nasional Terakreditasi



Jurnal Ilmiah Nasional Tidak Akreditasi

Hasil Penilaian Peer Review :

No.	Komponen yang dinilai	Nilai Maksimum Prosiding		Nilai Akhir Yang Diperoleh (NA)
		Internasional	Nasional	
a	Kelengkapan unsur isi paper (10%)	2		2
b	Ruang lingkup dan kedalaman pembahasan (30%)	9		9
c	Kecukupan dan kemutakhiran data/informasi dan	9		9
d	Kelengkapan unsur dan kualitas terbitan/buku	9		9
Total = (100%)		30		29
Nilai Pengusul (NA X BP***) = $29 \times \frac{0,4}{5} = 2,32$				

Catatan Penilaian Paper oleh Reviewer (wajib ada) :

Similarity index 13%. Prosiding berreputori SCImago/SJR. Pembahasan cukup menarik

Padang, 21 Februari 2020

Reviewer 1

[Signature]
Alizar Hana

NIP: 195312181980031002

Unit Kerja: TEKNIK

Bidang Ilmu: TEKNIK INDUSTRI

Jabatan/Pangkat: GB/Pembina Utama Madya

* Dinilai oleh dua Reviewer secara terpisah

** Coret yang tidak perlu

*** Bobot Peran (BP) : Sendiri = 1; Penulis Pertama = 0,6; Anggota = 0,4 dibagi jumlah anggota

**LEMBAR
HASIL PENILAIAN SEJAWAT SEBIDANG ATAU PEER REVIEW
KARYA ILMIAH : *PROSIDING* ***

Judul Karya Ilmiah (paper) : **Designing Self-Assessment Tool for Library Performance Measurement Adopting Malcolm Baldrige Framework (Case Study: Central Library of Andalas University)**

Jumlah Penulis : 6 Orang

Status Pengusul : Penulis Ke lima

Identitas Prosiding : a. Judul *Prosiding* : IOP Conference Series: Materials Science and Engineering

b. ISBN/ISSN :

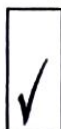
c. Tahun Terbit, Tempat Pelaksanaan : 2019

d. Penerbit/organiser : IOP Conference

e. Alamat *repository* PT/
Web Prosiding : <https://iopscience.iop.org/article/10.1088/1757-899X/528/1/012032>

f. Terindeks di (jika ada) : DOI:10.1088/1757-899X/528/1/012032

Kategori Publikasi Makalah :



Prosiding Forum Ilmiah Internasional IOP Conference Series: Materials Science and Engineering

(beri tanda pada kategori yang tepat)



Prosiding Forum Ilmiah Nasional
Jurnal Ilmiah Internasional (Edisi Khusus/ Suplemen)*



Jurnal Ilmiah Nasional Terakreditasi



Jurnal Ilmiah Nasional Tidak Akreditasi

Hasil Penilaian Peer Review :

No.	Komponen yang dinilai	Nilai Maksimum <i>Prosiding</i>		Nilai Akhir Yang Diperoleh (NA)
		Internasional	Nasional	
a	Kelengkapan unsur isi paper (10%)	3		3
b	Ruang lingkup dan kedalaman pembahasan (30%)	9		9
c	Kecukupan dan kemutakhiran data/informasi dan	9		9
d	Kelengkapan unsur dan kualitas terbitan/buku (30%)	9		9
Total = (100%)		30		29
Nilai Pengusul (NA X BP***) = ...29..... X $\frac{0,4}{5}$ = 2,32				

Catatan Penilaian Paper oleh Reviewer (wajib ada) :

Similarity index 13%, SCIMAGO/SJR
Pembahasan sudah mendalam

Padang, 29 Februari 2020

Reviewer 1 / 2 **


RIKA ANANDA UTADILIANA

NIP : 19970731991031007

Unit Kerja : TEKNIK

Bidang Ilmu : TEKNIK INDUSTRI

Jabatan/Pangkat : PROFESOR / PEMBINA TRD

* Dinilai oleh dua Reviewer secara terpisah

** Coret yang tidak perlu

*** Bobot Peran (BP) : Sendiri = 1; Penulis Pertama = 0,6; Anggota = 0,4 dibagi jumlah anggota