



Digital Receipt

This receipt acknowledges that Turnitin received your paper. Below you will find the receipt information regarding your submission.

The first page of your submissions is displayed below.

Submission author: Nurainas Nurainas
Assignment title: Jurnal Ilmiah
Submission title: nurainas_PAK1
File name: nurainas_PAK1_Garden_Bulletin_S..
File size: 1.25M
Page count: 16
Word count: 5,802
Character count: 30,387
Submission date: 15-Dec-2018 09:24PM (UTC+0800)
Submission ID: 1057551562

Gardens Bulletin Singapore 62 (1): 26-31, 2009

29

Seven New Species of *Begonia* from Sumatra

M. HUGHES¹, DE DEN GIRMANSYAH²,
WISNU HANDOYO ARDI³ AND NURAINAS⁴

Author for correspondence:

¹Singapore Botanic Gardens (Herbarium), 1 Cluny Road, Singapore, 259569
Current address: Royal Botanic Gardens Edinburgh, 20a Inverleith Row,
Edinburgh EH3 5JH, U.K. E-mail: m.hughes@rbg.ac.uk
²Herbarium Bogoriense, Cibinong Science Center, Jawa, Indonesia
³Bogor Botanic Garden, Jl. Ir. H. Juanda No. 13, PO Box 399, Jawa, Indonesia
⁴Universitas Andalas Herbarium, Kampus Limau Manis, Padang 25163, Sumatra,
Indonesia

Abstract

Seven new *Begonia* species are described from northern and western Sumatra: *Begonia gracilissima* (sect. *Petermannia*), *Begonia larnei* (sect. *Petermannia*), *Begonia multiligata* (sect. *Petermannia*), *Begonia paramaniensis* (sect. *Reichenheimia*), *Begonia puspitae* (sect. *Reichenheimia*), *Begonia tuberculosa* (sect. *Platycentrum*) and *Begonia verecunda* (sect. *Brazielbegonia*). The conservation status of each species is assessed.

Introduction

There are currently 45 species of *Begonia* known from Sumatra (Hughes, 2008a). This is certainly a vast underestimate of the true number, largely as a result of a lack of recent work on the genus and the propensity *Begonia* has for generating narrow endemics (Hughes, 2008b), but also due to the relatively low collection density over much of the island (Laumonier, 1997). However the extensive collections by de Wilde and de Wilde-Davies have provided much insight into *Begonia* diversity in the Gunung Leuser environs. Given the relentless pressure on forest habitats throughout Southeast Asia (Sudhi, 2004), there is an urgent need to provide taxonomic data as a basis for conservation efforts.

During recent expeditions to Sumatra, seven new species of *Begonia* have been discovered and are described here. They belong to sect. *Petermannia* (2 species), *Reichenheimia* (2 species), *Brazielbegonia* (1 species) and *Platycentrum* (1 species); there is a further rather enigmatic species which is unplaced to section. In common with most other *Begonia* from Sumatra, these new taxa are found in the mountainous spine of the

nurainas_PAK1

by Nurainas Nurainas

Submission date: 15-Dec-2018 09:24PM (UTC+0800)

Submission ID: 1057551562

File name: nurainas_PAK1_Garden_Bulletin_Singapore.pdf (1.25M)

Word count: 5802

Character count: 30387

Seven New Species of *Begonia* from Sumatra

M. HUGHES¹, DEDEDEN GIRMANSYAH²,
WISNU HANDOYO ARDI³ AND NURAINAS⁴

¹ Author for correspondence:

Singapore Botanic Gardens (Herbarium), 1 Cluny Road, Singapore 259569

Current address: Royal Botanic Gardens Edinburgh, 20a Inverleith Row,

Edinburgh EH3 5LR, U.K. E-mail: m.hughes@rbge.ac.uk

² Herbarium Bogoriense, Cibinong Science Center, Java, Indonesia.

³ Bogor Botanic Garden, Jl. Ir. H. Juanda No. 13, P.O.Box 309, Java, Indonesia.

⁴ Universitas Andalas Herbarium, Kampus Limau Manis, Padang 25163, Sumatra, Indonesia.

Abstract

Seven new *Begonia* species are described from northern and western Sumatra: *Begonia gracilicyma* Irmsch. ex M.Hughes (unplaced to section), *Begonia laruei* M.Hughes (sect. *Petermannia*), *Begonia multijugata* M.Hughes (sect. *Petermannia*), *Begonia pasamanensis* M.Hughes (sect. *Reichenheimea*), *Begonia puspitae* Ardi (sect. *Reichenheimea*), *Begonia tuberculosa* Girmansyah (sect. *Platycentrum*) and *Begonia verecunda* M.Hughes (sect. *Bracteibegonia*). The conservation status of each species is assessed.

Introduction

There are currently 45 species of *Begonia* known from Sumatra (Hughes, 2008a). This is certainly a vast underestimate of the true number, largely as a result of a lack of recent work on the genus and the propensity *Begonia* has for generating narrow endemics (Hughes, 2008b), but also due to the relatively low collection density over much of the island (Laumonier, 1997). However the extensive collections by de Wilde and de Wilde-Duyfies have provided much insight into *Begonia* diversity in the Gunung Leuser environs. Given the relentless pressure on forest habitats throughout Southeast Asia (Sodhi, 2004), there is an urgent need to provide taxonomic data as a basis for conservation efforts.

During recent expeditions to Sumatra, seven new species of *Begonia* have been discovered and are described here. They belong to sect. *Petermannia* (2 species); *Reichenheimea* (2 species); *Bracteibegonia* (1 species) and *Platycentrum* (1 species); there is a further rather enigmatic species which is unplaced to section. In common with most other *Begonia* from Sumatra, these new taxa are found in the mountainous spine of the

island along the Barisan Range, and also from the mountains in North Sumatra and Aceh (Fig 1). Herbarium material indicates that there are still a considerable number of undescribed taxa in sections *Bractebegonia* and *Reichenheimea* from these areas, which may represent largely endemic radiations. The Tigapulu Mountains are also likely to harbour further endemic taxa, although the areas which remain most under-explored are the mountains and limestone karst regions in northern Aceh, from which hardly any material has been seen. All specimens cited are available as digital images via Hughes & Pullan (2007); Doorenbos *et al.* (1998) was consulted to assist with sectional placement.

Begonia gracilicyma Irmsch. ex M.Hughes, *sp. nov.* (not placed to section) *B. divaricatae maxime similis, sed foliis plus elongatis et minus dentatis, floribus parum rubescentibus non albis neque roseis differt.* – **Typus:** Sumatra, Padang, Ajer Mantjoer, O. Beccari PS610 (holo, FI; iso, B, FI, K, L). **Fig. 2B.**

Plant erect, branching **herb.** 40 to 70 cm high. **Stem** woody, especially at base, glabrous, ca 5 mm wide, internodes 5-10 cm apart. Stipules lanceolate, 10-12 × 3 mm, glabrous, with a filiform extension at the tip, deciduous. **Leaves** alternate; **petiole** 1.5-5 cm long, glabrous; **lamina** elongate-lanceolate, strongly asymmetric, basifixed, cordate at base, lobes not overlapping, one lobe much larger giving an angular appearance, 10-18 × 2.5-5.5 cm, midrib 8-13 cm long, venation palmate-pinnate, upper surface matt green, glabrous; underside pale green sometimes marked with red, glabrous; margin glabrous, denticulate; apex acuminate. **Inflorescence** appearing adnate on the petioles, protandrous, bisexual; bracts 1-3 mm long, margin entire, deciduous. **Male flowers:** pedicel 5 mm, glabrous; tepals 4, outer tepals orbicular, white with a reddish tinge on the reverse, glabrous, ca 4 mm in diameter, margin entire; inner tepals oblong-obovate, white, 4 × 2 mm; androecium yellow, symmetric; stamens ca 30; filament slightly fused at base, 0.75 mm long; anther about as long as the filament, dehiscing through slits about half the length of the anther, hooded, connective not extended. **Female flowers:** pedicel 10 mm long; ovary 3 locular, with three equal wings, placentae entire; tepals 5, pale green, 5 mm long, margin entire; stigma with three styles joined at the base, U-shaped, persistent. **Fruit** brown, dehiscent, pendulous on a hair-like pedicel when dry, rounded at base, truncate to retuse at the apex; wings extending along the pedicel, equal, 14 × 5 mm; capsule shape oval, length 8-9 mm, width 5 mm. **Seeds** unknown.

Other specimens examined: **Sumatera Barat:** Mt. Tandikat, 23 vii 1955, W. Meijer 3812 (L); *ibid.*, 1955, W. Meijer 391? (BM); Talaman, H.A.B.

Bunnemeijer 372 (B. BO); Anai Nature Reserve, 9 xi 1991, *Anda collectors* 25 (ANDA); *ibid.*, 9 xi 1991, *Anda collectors* 37 (ANDA); *ibid.*, 23 xii 1983, *Ninie & Wardi* 458 (BO); *ibid.*, 21 iii 1990, *Anda collectors* 90 (ANDA); Anak Air Ambacang Badak, 15 viii 1995, *H. Okada* 2004 (ANDA); Bukit Tambun Tulang, 8 xi 1998, *Anda collectors s.n.* (ANDA); *ibid.*, 29 x 1988 - 31 x 1988, *Anda collectors s.n.* (ANDA); *ibid.*, 7 xi 1998, *Anda collectors* 15 (ANDA); *ibid.*, v 2006, *Anda collectors* 17 (ANDA); *ibid.*, 8 xi 1998, *Anda collectors* 18 (ANDA); *ibid.*, 8 xi 1998, *Anda collectors* 23 (ANDA); *ibid.*, 28 iii 1987, *Anda collectors* 24 (ANDA); *ibid.*, 8 xi 1998, *Anda collectors* 42 (ANDA); *ibid.*, 26 v 1991, *Anda collectors* 45 (ANDA); *ibid.*, 10 xi 1991, *Anda collectors* 47 (ANDA); Bungis–Cindakir, 25 v 2002, *Anda collectors* 35 (ANDA); Desa Sipisang, 19 xii 1992, *Anda collectors* 21 (ANDA); *ibid.*, 6 iv 1997, *Anda collectors* 23B (ANDA); *ibid.*, 19 xii 1992, *Anda collectors* 25 (ANDA); *ibid.*, 19 xii 1992, *Syofyan et al.* 31 (ANDA); *ibid.*, *Anda collectors* 33 (ANDA); *ibid.*, 5 iv 1997, *Anda collectors* 35 (ANDA); *ibid.*, 5 iv 1997, *Anda collectors* 41 (ANDA); *ibid.*, 17 viii 1995, *Anda collectors* 503 (ANDA); Gunung Gadut, 15 xii 1987, *H. Okada* 4629 (ANDA); Gunung Gadut, Bt. Batu Bajolang, 12 i 1983, *M. Hotta, et al.* 1326 (A, L); *ibid.*, 12 i 1983, *M. Hotta, et al.* 1320 (ANDA); Gunung Gadut, Bukit Gambir, 15 xii 1987, *H. Okada* 4625 (ANDA); Kandang Ampat, Kabupaten Padang Pisang, 27 xi 1994, *Anda collectors* 10 (ANDA); *ibid.*, 27 xi 1994, *Anda collectors* 5 (ANDA); Muko-muko, 5 x 1986, *Winarti* 24 (ANDA [3]); Padang Pariaman, 30 iv 2004, *D. Girmansyah* 380 (BO); Road to Rimbo Panti, 27 v 2007, *M. Hughes & D. Girmansyah* MH1407 (BO, E); Taman Hutan Raya, Ladang Padi, 16 v 1993, *Anda collectors* 112 (ANDA); *ibid.*, 18 xii 2004–19 xii 2004, *Anda collectors* 112? (ANDA); *ibid.*, 22 v 2007, *M. Hughes & D. Girmansyah* MH1403 (BO, E [3]); *ibid.*, 24 v 2003, *Anda collectors* 23 (ANDA); *ibid.*, 24 v 2003, *Anda collectors* 3 (ANDA); *ibid.*, 4 v 2002, *Anda collectors* 27 (ANDA); *ibid.*, 24 v 2003, *Anda collectors* 27? (ANDA); *ibid.*, 14 vi 1998, *Anda collectors* 29 (ANDA); *ibid.*, *D. Girmansyah, et al.* 3 (BO, E); *ibid.*, 16 v 1993, *Anda collectors* 38 (ANDA); *ibid.*, 4 v 1998–5 v 1998, *Anda collectors* 46 (ANDA); *ibid.*, 5 v 2002, *Anda collectors* 72 (ANDA); Tambun Tulang, 1 xi 1991, *Anda collectors s.n.* (ANDA); *ibid.*, 29 x 1983, *Eliwiratma* 09 (ANDA); *ibid.*, 10 xi 1991, *Anda collectors* 43 (ANDA); *ibid.*, 10 xi 1991, *Anda collectors* 51 (ANDA); *ibid.*, 10 xi 1991, *Anda collectors* 52 (ANDA).

Distribution and ecology: Sumatera Barat: Agam, Padang Pariaman, Tanah Datar, Padang. At altitudes of 150 to 750 m (Fig 1). Terrestrial forest floor herb found in steep lower and mid-montane forest.

IUCN category: LC. *Begonia gracilicyma* is found at a number of sites within the Gunung Singgalang Protection Forest and the Kerinci Seblat National

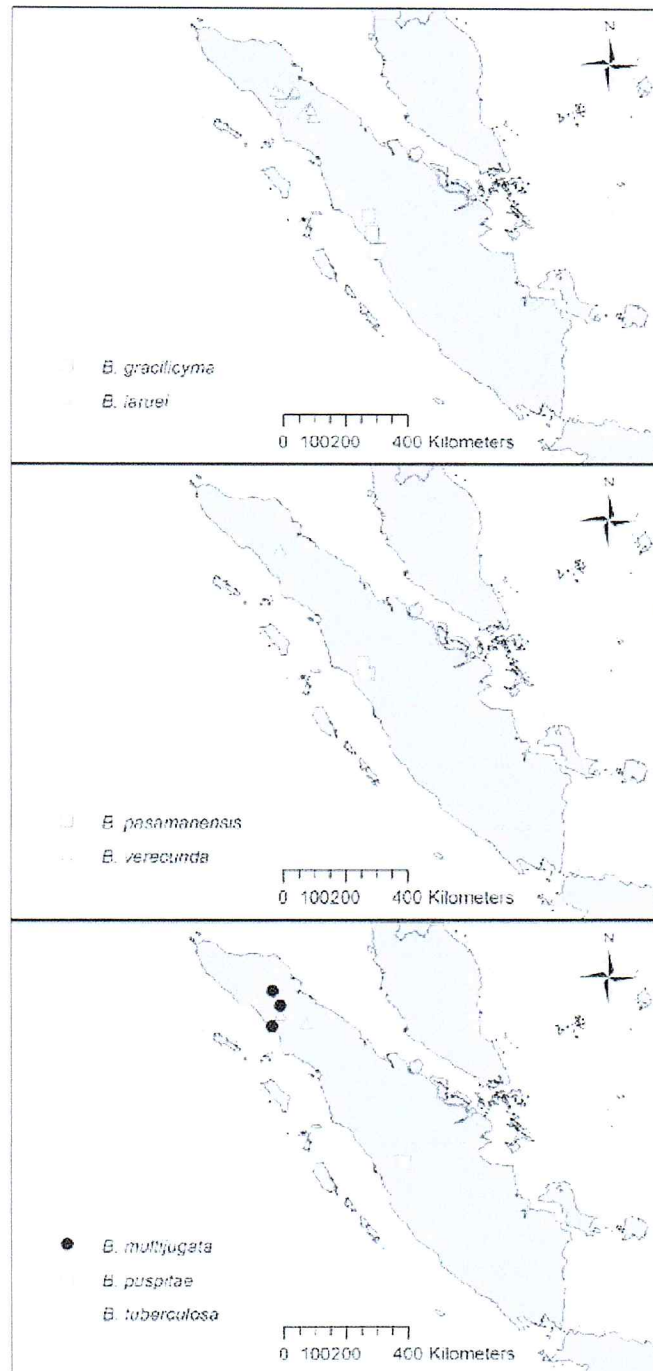


Figure 1. Distribution of *B. gracilicyma*, *B. laruei* (top); *B. pasamanensis*, *B. verecunda* (middle); *B. multijugata*, *B. puspitae*, *B. tuberculosa* (bottom).

Park.

Notes: According to unpublished manuscripts in the Berlin herbarium archives, Irmischer first coined the name *Begonia bünnemeijerii* for this species, based on a collection by H.A.B. Bünnemeijer from "Talaman". However, this epithet was later crossed out on the manuscript and specimens, and replaced with *B. gracilicyma*, referring to the hair-like nature of the peduncles and pedicels when dry. For unknown reasons, the taxon was left out of a paper by Irmischer (1953) which included several other new species from Sumatra, hence the name is validated here. The species is distinct from all other species currently described from Sumatra in its elongate leaf shape with a very large basal lobe which gives the lamina a distinctive outline, especially when pressed (Fig. 2). The leaves are tissue-thin and translucent when dry. Its highly branched growth form is suggestive of an affinity with *B. divaricata* Irmisch., also from the Padang region, which grows at much higher altitudes (around 1500–1700 m). The combination of caulescent habit, protandrous inflorescences and entire placentae makes *B. gracilicyma* impossible to place comfortably in any of the existing Asian sections of the genus. Irmischer annotated his manuscript with the unpublished section *Merrillia*, although we refrain from validating this name here; further study, including molecular work, is required before allocating *B. gracilicyma* to a section. "Anda collectors" refers to the large number of student collectors from the University of Andalas in Padang.

Begonia laruei M. Hughes, *sp. nov.* Sect. *Petermannia*

Ab omnibus speciebus Begoniae sectionis Petermanniae insulae Sumatrae foliis lobatis et habitu majore distincta. – **Typus:** Sumatra, North Sumatra Prov., Gunung Sibayak, 12 v 2007, 3° 13' 38" N 98° 31' 2" E M. Hughes & D. Girmansyah MH1389 (holo, E; iso, BO, ANDA). **Fig. 2A.**

Plant erect, 50–100 cm high. **Stem** woody, especially at the base, glabrous, ca. 8 mm wide, internodes 4–10 cm apart. Stipules lanceolate, ca. 8 mm long, caducous. **Leaves** alternate; petiole 2.5–8 cm long, glabrous; lamina lanceolate, strongly asymmetric, usually with 2–4 pointed lobes extending to around 1–5 cm, basifixed, cordate at base, lobes not overlapping, 11–25 × 3.5–10 cm, midrib 9–15 cm long, venation palmate; upper surface dark green with silver markings between the veins or uniform green, glabrous; underside pale green, glabrous; margin glabrous, with small teeth between the lobes, apex acuminate. **Inflorescence** protogynous, bisexual, terminal, cymose, branching up to 6 times; bracts 4 × 5 mm, entire or slightly retuse, deciduous. **Male flowers:** pedicel 4 mm, glabrous, tepals 4; outer tepals reddish or dirty pink, more so towards the base, sometimes white, orbicular, truncate at base,




Figure 2. A. *Begonia laruei* (main picture and flowers, Ketambe Research Station environs; variegated leaf, inset, Gunung Sibayak; female flowers, top left, male, top right); B. *Begonia gracilicyma* (Padang, Ladang Padi; ripe fruit, top right; male flower, bottom right; female flower after fruit set, bottom left); C. *Begonia puspitae* (cultivated in Bali Botanic Garden (main picture) and Bogor Botanic Garden (inset flowers); male flowers, left, front and side view; female, right); D. *Begonia verecunda* (Ketambe Research Station environs; male flower, top left; female flower, bottom right; ripe fruit, bottom left).

ca 5×5 mm, margin entire; inner tepals ca 4×2 mm, paler than the outer; androecium symmetric, yellow; stamens ca 30; filaments short, on a column; anthers hooded, ca. 1 mm long, lower ones sub-sessile, upper ones on a short filament. **Female flowers:** pedicel ca 4 mm long; ovary 3 locular, with three

equal wings, placentae bifid; tepals 5, obovate, ca 8 × 4 mm, margin entire; stigma with three styles, deciduous. **Fruit** truncate to slightly retuse at base, pale brown, dehiscent, pendulous, usually borne in pairs; wings equal, bases not extending along the pedicel, rounded at the tips, 14 × 6 mm; capsule shape broadly oval, 12 × 9 mm. **Seeds** barrel shaped, 0.3 mm long.

Other specimens examined: **Aceh.** Gunung Ketambe, 16 v 1972, *de Wilde & de Wilde-Duyffjes 12006* (BO, L [2]); *ibid.*, 19 vii 1972, *de Wilde & de Wilde-Duyffjes 13814* (BO, L); Gunung Leuser Nature Reserve, Gunung Mamas, 7 ii 1975, *de Wilde & de Wilde-Duyffjes 14632* (L); Gunung Leuser Nature Reserve, Ketambe Research Station, 28 vii 1979, *de Wilde & de Wilde-Duyffjes 19206* (BO); Lau Alas, 6 vi 1972, *de Wilde & de Wilde-Duyffjes 12627* (BO, L); Mamas River, 27 vi 1979, *de Wilde & de Wilde-Duyffjes 19164* (BO [2], L); Blang Kedjeren, 15 ii 1937, *C.G.G.J.v. Steenis 337* (BO); Bur ui Papandji, 23 vi 1930, *Frey-Wyssling 45* (BO); Gajolanden, 21 iii 1937, *C.G.G.J.v. Steenis 9914* (BO, L). **Sumatera Utara.** Brastagi, 3-17 iv 1925, *H.S. Yates 1400* (BO); Dolok Singgalang, 25 v 1922, *J.A. Lorzling 8863* (BO); Gunung Sibayak, 7 xii 1988, *P.J.A. Kessler 105* (B, L [2]); *ibid.*, 5 x 1928, *J.A. Lorzling 14038* (BO); Gunung Sinabung, 14 v 2007, *M. Hughes & D. Girmansyah MHI398* (BO, E); Lae Banalsal, 17 xi 1941, *H. Surbeck 554* (L); Sarinembah, 28 vi 1918, *H.H. Bartlett & C.D. La Rue 200* (A, L); Karoland, Petjeren, 22 vi 1928, *C. Hamel & Rahmat Si Toroos 782* (A); Bandar Baru, Sungai Tepi, 20 v 1981, *W. Meijer 15803* (BO, L).

Distribution and ecology: Aceh: Gayo Lues, Aceh Tenggara, Sumatera Utara: Langkat, Karo, Simalungen. At altitudes of 400-1400 m. Terrestrial forest floor herb found in lower and mid-montane forest.

IUCN category: LC. The bulk of the distribution of *Begonia laruei* lies within the Gunung Leuser National Park, where it is known from a number of different localities.

Notes: Irmischer annotated a specimen (BO) of this taxon with the unpublished name *B. bartlettii*. However, as there is already a *B. bartlettiana* it has been decided to commemorate the second collector Carl Downey La Rue, who made the first herbarium collection of this species with H.H. Bartlett whilst working as a botanist for the U.S. Rubber Co. in Asahan. In common with many species in sect. *Petermannia*, *B. laruei* is usually found as single plants scattered throughout the forest, though small colonies can occasionally be found. On the herbarium sheet its leaves are instantly recognisable, being lobed to a greater or lesser extent (Fig. 2). The fruit shape is also quite distinctive, being wider than long and fairly woody, and

often slightly retuse at both ends. There is variation in the leaf variegation, with some populations (e.g., Gunung Sibabyak) having leaves which are heavily blotched with silver on a dark green background with a thin silver margin, whereas others have paler leaves with no markings (e.g., Gunung Sinabung vicinity) or red veins on the upper surface (Ketambe environs).

Begonia multijugata M. Hughes *sp. nov.* Sect. *Petermannia*

B. atricha fructibus minoribus et multijugatis diagnosenda. – **Typus:** Sumatra, Aceh, Gunung Leuser Nature Reserve, Air Panas, 18 iii 2008, 3° 41' 44" N 97° 39' 31" E P. Wilkie, M. Hughes, A. Sumadijaya, S. Rasnovi, Marlan & Suhardi PW768 (holo, BO; iso, E, SING). **Fig. 3B.**

Erect glabrous **herb** to 50 cm high. **Stem** slightly woody when dry, glabrous, 5-8 mm wide, internodes 5-20 cm apart, red. **Stipules** lanceolate, ca 20 × 6 mm, with minute glandular hairs on the reverse, with a very small extension at the tip, deciduous. **Leaves** petiole 1.5-6 cm long, glabrous; lamina ovate-lanceolate, asymmetric, basifixed, cordate at base, lobes not overlapping, length 12-22 cm, width 5-9 cm, midrib 10-17 cm long, venation palmate-pinnate; upper surface dark green with white spots between the veins, glabrous, underside wine-red, glabrous; margin glabrous, toothed at the end of the veins with smaller teeth between, apex acuminate. **Inflorescence** very compressed, protogynous, bisexual; bracts translucent white. **Male flowers:** pedicel length 10 mm, glabrous; tepals 2, white, glabrous, 6 mm long, obovate, margin entire; androecium pale yellow, symmetric, almost conical; stamens 30, filaments short than the anther at the base, becoming slightly longer toward the apex, anther 0.75 mm long, obovate, hooded, dehiscing through short slits less than half the length of the anther, connective retuse. **Female flowers:** pedicel up to about 1 cm long; ovary 3 locular, with three equal wings, wings rounded-triangular, 2-3 mm wide, placentae bifid; tepals 5, white, obovate-orbicular, 6 mm long, margin entire; stigma yellow, with three styles, once spirally twisted, deciduous. **Fruit** pale brown, dehiscent on all 3 faces, borne in a cluster of up to 5 pairs, each pair ca 5 mm apart; wings narrow, capsule broadly elliptic, 7-9 × 6-7 mm. **Seeds** rounded-barrel shaped, 0.25 mm long.

Other specimens examined: **Aceh.** Gajolanden, 25 ii 1937, C.G.G.J.v. Steenis 9291 (BO, L); Lau Alas, 2 vi 1972, de Wilde & de Wilde-Duyffjes 12537 (L [2]); Kloet Nature Reserve, 10 vii 1985, de Wilde & de Wilde-Duyffjes 19910 (BO, L).

Distribution and ecology: Aceh: Gayo Lues, Aceh Tenggara, Aceh Seletan. At altitudes of less than 400 m (Fig. 1). Terrestrial herb found in lowland forest.

IUCN category: LC. As the entire known range of this species is within the Gunung Leuser National Park, it should be considered as Least Concern as long as the Park remains intact.

Notes: Vegetatively this glabrous species closely resembles *B. atricha*, both in leaf shape and colouring (dark green with evenly spaced white spots between the veins). However the infructescence differs considerably, being a congested cluster of small, paired fruits which make the species instantly recognisable when fertile (Fig. 3); *B. atricha* has large bell-shaped fruits borne singly on long thin pedicels. *B. multijugata* is usually found as solitary plants on the forest floor. The epithet refers to the paired fruits, being derived from *jugatus*, meaning yolked together in pairs.

Begonia pasamanensis M. Hughes, *sp. nov.* Sect. *Reichenheimia*

A B. stictopoda foliis plus late ovatis et adpressis, pedicellis pilosis differt. –

Typus: Sumatra, West Sumatra, Road to Padang, 29 v 2007, 0° 2' 32" N 100° 13' 5" E M. Hughes & D. Girmansyah MHI419 (holo, E; iso, BO, ANDA)

Fig. 3A.

Repent **herb**, ca 20 cm tall. **Stem** rhizomatous, 3 mm wide, internodes 0.3–1 cm apart. Stipules persistent, triangular, ca 7 × 3 mm, glabrous, with a filiform extension at the tip, semi persistent. **Leaves** alternate; petioles densely hairy, 3–20 cm long, unequal on the same plant, being much longer on older leaves; lamina broadly ovate, basifixed, asymmetric, base cordate with lobes overlapping *in vivo*, length 4–9 cm, width 3.5–8 cm, midrib 3–6 cm long, venation palmate, upper surface mid green to blackish green, reddish when young, usually paler along the veins, glabrous, smoothly bullate between the veins, underside wine-red, hairy on veins only, margin with occasional short hairs, entire to denticulate, apex obtuse. **Inflorescence** cymose, axillary, protogynous, bisexual; bracts sub-orbicular, 1.5–3 mm long, 1.5–3 mm wide, margin fimbriate, deciduous. **Male flowers**: pedicel length 6 mm, hairy, tepals 4; outer tepals sub-orbicular, white or pale pink, with scattered colourless hairs, truncate at base, margin entire; inner tepals oblong-obovate, white; androecium yellow, symmetric; stamens ca. 50; filaments fused at base into a short column, 1 mm long, subequal; anther shorter than the filament, length 0.75–1 mm long, oblong, dehiscing through slits longer than half the length of the anther, slightly hooded, connective retuse. **Female flowers**: pedicel; ovary with three equal wings, 3 locular, placentae entire; bracteoles absent; tepals 3 or 4, white or pale pink with scattered colourless hairs; outer sub-orbicular 8–10 mm in diameter, often deeper pink at the base externally; inner tepals oblong-obovate, 7–10 mm long, ca 3 mm wide; stigma with three styles, styles deep yellow, u-shaped, stigmatic surface spiral. **Fruit** truncate




Figure 3. A. *Begonia pasamanensis* (Rimbo Panti Nature Reserve: female flowers, inset); B. *Begonia multijugata* (Gunung Leuser Nature Reserve, Air Panas: male flower, top left; female flower, bottom left; ripe fruits, bottom right); C. *Begonia tuberculosa* (Gunung Sinabung: male flower, top right; female flower, bottom right).

Begonia puspitae* Ardi, sp. nov. Sect. *Reichenheimea

Ab omnibus speciebus Begoniae sectionis Reichenheimeae insulae Sumatrae foliis supra pilosis et stipulis gaudentibus pilis plumosis differt. – Typus: Sumatra, West Sumatra, Gunung Silungkang, Suaka Alam Batang Pangean, 28 viii 2005, D.M. Puspitaningtyas DMI742 (holo, BO). **Fig. 2C.**

Repent **herb** ca 20 tall. **Stem** rhizomatous, glabrous, internodes ca 5 mm apart. **Stipules** persistent, broadly triangular ca 13 × mm, covered with branched hairs 0.5-1.5 mm long. **Leaves**, petiole 7-22 cm long, green, with dense white to pink hairs up to 3 mm long; blade very asymmetric 8-22 × 5-13.5 cm, reddish green or green between the veins above and pale green below, broadly ovate, base cordate, margin hairy, denticulate, tip acuminate, venation palmate, pilose on both surfaces, hairs white, 1-2 mm long. **Inflorescence** axillary, cymose, covered with white dense hairs 0.5-1 mm, primary peduncle longer than the leaves, ca 23-28 cm long, protandrous; bracts ovate, ca 3 × 5 mm, white at base and pale green at tip, outer surface covered with dense pink hairs, ca 1 mm long, margin serrate and hairy, tip acuminate ending with a hair, falling before the male flowers open. **Male**

Flowers: pedicel 12-17 mm; tepals 2, white, sub-orbicular 7-8 × 8-9 mm, margin entire, tip rounded, with reddish stiff hairs 0.5-1 mm long externally; androecium yellow, symmetric, column *ca* 0.5 mm; stamens *ca.* 35; filaments *ca* 1 mm long; anthers yellow, elliptic, 0.8 mm long, tip truncate, opening by slits as long as the anther sac. **Female flowers:** pedicel 15-20 mm, greenish red; ovary pale pink to white, *ca* 4 mm long, wings 3, unequal, locules 3, placentation axile, placentae entire; tepals 2, white, glabrous, sub-orbicular 7-9 × 8-9 mm, margin entire, tip rounded; styles 3, styles and stigma yellow, *ca* 3.5 mm. **Fruits** with pedicel 2 cm long; dehiscent, capsule oval *ca* 7 mm long, hairless, locules 3, wings 3, unequal, splitting between locules and wings. **Seeds** barrel shaped, *ca* 0.5 mm long, collar cells *ca* 1/5 length of the seed.

Distribution and ecology: Sumatera Barat, only known from the type locality, Gunung Silungkang, between 600–700 m altitude (Fig 1).

IUCN category: DD. There is not enough information on the current condition and protection status of the type locality.

Notes: *B. puspitae* is unusual in having branched hairs covering the stipules, and thus, differs from the other known Sumatran species in sect. *Reichenheimea*. The presence of a fairly dense indumentum of short hairs on the upper leaf surface also marks it as distinct from other Sumatran species in this section (Fig. 2). The epithet is after the collector, Dwi Murti Puspitaningtyas.

Begonia tuberculosa Girmansyah, *sp. nov.* Sect. *Platycentrum*

A. B. areolata petiolis albopilosis, foliis mollibus et variegatis, radicibus tuberculis differt. – **Typus:** Sumatra, North Sumatra, Gunung Sinabung, 3° 10' 33" N 98° 23' 31" E *M. Hughes & D. Girmansyah MH1394* (holo. E; iso. E [2], BO, ANDA). **Fig. 3C**

Repent **herb** *ca* 45 cm high, with small *ca* 5 mm diameter tubercles on the roots. **Stem** rooting at the nodes, hairy, more so towards internodes, *ca* 6 mm wide, internodes up to 20 cm apart though usually shorter. Stipules lanceolate, 10 mm long, 5 mm wide, hairy, with a filiform extension at the tip, persistent. **Leaves** alternate but appearing opposite subtending the inflorescence; petioles around 10 cm long, with dense grey-white hairs becoming very light brown on drying; lamina ovate with an extended tip, basifixed, cordate at base lobes not overlapping, *ca* 13 × 8 cm, midrib *ca* 9 cm long, venation palmate, asymmetric, upper surface mid green with dark purple or sometimes dark green patterning along the veins, upper surface hairy all over, underside with red hairs denser on the veins, fading with age.

margin fimbriate-denticulate. **Inflorescence** cymose, terminal, bisexual; bracts ca 5 mm long, margin fimbriate, caducous. **Male flowers:** pedicel 15 mm, hairy; tepals 4, outer tepals sub orbicular, white with pale pink on the reverse, hairy, hairs denser towards the base, truncate to rounded at base, ca. 10 × 10 mm, margin entire, inner tepals oblong-elliptic, white, ca 15 × 8 mm; androecium yellow, symmetric; stamens ca. 80–100; filaments, 1.5–2 mm long, equal, fused at the base into a short column; anther shorter than the filament, ca 1.5 mm long, oblong elliptic, dehiscing through slits longer than half the length of the anther, connective extended. **Female flowers:** pedicel ca 2 cm long; ovary 3 winged, one wing much enlarged, covered in quite stout pinkish hairs, 2 locular; tepals 5, white, ovate ca 10 × 8 mm, with pinkish hairs on the reverse; stigmas 2, pale yellow-green or yellow, stigmatic surface convoluted. **Fruit** not seen mature. **Seeds** unknown.

Other specimen examined: Aceh, Mamas River, 11 vii 1985, de Wilde & de Wilde-Duyffjes 19075 (L).

Distribution and ecology: Aceh: Aceh Tenggara, Sumatera Utara: Karo. At altitudes of 1200–1400 m (Fig 1). Terrestrial herb of mid-upper montane forest, found in rich humus and often at the base of tree trunks.

IUCN category: VUD2. *Begonia tuberculosa* is currently known from only 2 sites, one of which (Gunung Sinabung) is being encroached despite being in the Leuser Ecosystem Conservation Area. The other site in the Gunung Leuser National Park is considered safe. It is recommended that (i) protection of the forest on Gunung Sinabung, especially at the lower elevations, be made a priority and (ii) the species be brought into cultivation.

Notes: *B. tuberculosa* is instantly recognisable as a member of sect. *Platycentrum*, with its two-locular fruit and large androecium on a short column. Its closest affinity is probably with *B. areolata* Miq., a widespread species at 1000–1800m in Sumatra and Java, as it shares the unusual character of having a pair of opposite leaves subtending the inflorescence. As well as having tubercles on the roots, *B. tuberculosa* differs from *B. areolata* in having variegated leaves (Fig. 3) and grey-white (not red) hairs on the petiole, which contrast with the claret-red hairs on the underside of the lamina. The lamina margin is also less lobed than *B. areolata*, and feels very different to the touch, being soft and velvety rather than bristly and bumpy. Sect. *Platycentrum* is especially species rich in Peninsular Malaysia (Kiew, 2005), and *B. tuberculosa* and other species in the section from Sumatra and Java probably represent a link with that flora, especially species with bullate leaves such as *B. wyepingiana* and *B. vallicola*.

Begonia verecunda M. Hughes *sp. nov.* Sect. *Bracteibegonia*

Differt a B. bracteata stipulis angustis lanceolatis acuminatis (haud late ovatis); a B. lepidella fructibus recurvatis. – **Typus:** Sumatra, Aceh, Gunung Leuser Nature Reserve, Ketambe Research Station, 7 iii 2008, 3° 40' 46" N 97° 38' 37" E *P. Wilkie, M. Hughes, A. Sumadijaya, S. Rasnovi, Marlan & Rabusin PW623* (holo, BO; iso, E, SING). **Fig. 2D.**

Low growing herb, 20 cm high. **Stem** slightly woody, densely hairy, ca 3 mm wide, internodes 1-2 cm apart. Stipules narrowly lanceolate, 10 mm long, with a filiform extension at the tip, laxly deciduous, appearing very narrow and almost filiform when dry. **Leaf** petiole around 1 cm long, densely hairy; lamina ovate-lanceolate, asymmetric, basifixed, cuneate to rounded on one side, lobed on the other, the short basal lobe crossing the petiole slightly, total length 6.5-10 × 3-4 cm, venation palmate-pinnate, upper surface dark green, usually glabrous but sometimes with one or two short fleshy hairs, underside deep red or pale green, with short fairly robust hairs on the veins, appressed in the direction of the apex, becoming sparser on the smaller veins, margin entire to minutely denticulate, apex acute. **Inflorescence** a short and compact cyme, protogynous, bisexual; bracts persistent at the base. **Male flowers:** pedicel length 5-10 mm, glabrous; tepals 4; outer tepals sub-orbicular, glabrous, 9 mm long, white tinged with deep pink, colouring zygomorphic, with top of flower being darker; margin entire; inner tepals white, c. 6 × 3 mm; androecium yellow, symmetric; stamens 30; filaments slightly fused at base, unequal, shorter or longer than the anther; anther about 1 mm long, oblong obovate, dehiscing through slits less than half the length of the anther, hooded, connective slightly retuse. **Female flowers:** pedicel ca 6 mm long; tepals 5, white tinged with pink, much deeper on the reverse, colouring zygomorphic, darker towards the top, elliptic-ovate, 7 mm long, margin entire; persistent and closed during fruit maturation, eventually deciduous; ovary green with the adaxial wing tinged deep pink, 3 locular, placentae bifid; stigma yellow, deciduous. **Fruit** dehiscent, recurved at maturity; wings subequal, 3-4 mm wide, the adaxial wing the larger; capsule shape narrowly elliptic, slightly curved, length 10 mm, width 4 mm. **Seeds** barrel shaped, 0.25 mm long.

Other specimens examined: **Aceh.** Gunung Leuser Nature Reserve, 16 v 1972, *de Wilde & de Wilde-Duyffes 12010* (K, L); Gunung Leuser Nature Reserve, Air Panas, 18 iii 2008, *P. Wilkie, M. Hughes, A. Sumadijaya, S. Rasnovi, Marlan & Suhardi PW779* (BO, E, SING); Gunung Leuser Nature Reserve, Gunung Mamas, 7 ii 1975, *de Wilde & de Wilde-Duyffes 14640* (L); Gunung Leuser Nature Reserve, Ketambe Research Station, 7 iii 2008, *P. Wilkie, M. Hughes, A. Sumadijaya, S. Rasnovi, Marlan & Rabusin PW617* (BO, E, SING); *ibid.*,

7 iii 2008, P. Wilkie, M. Hughes, A. Sumadijaya, S. Rasnovi, Marlan & Rabusin PW621a (SING); Lau Alas, 28 v 1972, de Wilde & de Wilde-Duyffjes 12370 (L); *ibid.*, 4 ii 1975, de Wilde & de Wilde-Duyffjes 14487 (L); *ibid.*, 21 iii 1975, de Wilde & de Wilde-Duyffjes 15683 (L).

Distribution and ecology: Aceh: Aceh Tenggara. At altitudes of around 200–400 m (Fig 1). Terrestrial herb found scattered on the forest floor in lowland forest.

IUCN category: LC. As the entire known range of this species is within the Gunung Leuser National Park, it should be considered as Least Concern as long as the Park remains intact.

Notes: The epithet is derived from *verecundus* meaning shy or demure, referring to the way the female flowers close their tepals and bow away from sight after pollination (Fig. 2). The short petioles and peduncles, dense indumentum, bicoloured flowers and elongate fruit with quite narrow wings are characteristic for sect. *Bractebegonia*. Judging from other herbarium collections, the variation in this section on Sumatra appears to be at once both complex and subtle, and there are undoubtedly many other species waiting to be described. Tepal number, colour and shape as well as fruit position at maturity are important characters in this group.

Acknowledgements

The support of the M.L. MacIntyre Trust, the Sibbald Trust, the Royal Botanic Garden Edinburgh Small Projects Fund, the Davis Expedition Fund, the Percy Sladen Memorial Trust and SYNTHESYS (grants NL-TAF 1608, FR-TAF 1416 and DE-TAF 2181) is gratefully acknowledged. This research would not have been possible without the support of the Indonesian Ministry of Research and Technology (RISTEK), the Indonesian Institute of Sciences (LIPI), Direktorat Jenderal Perlindungan Hutan dan Konservasi Alam (DITJEN PHKA), Badan Pengolola Kawasan Ekosistem Leuser (BPKEL), Universitas Sumatera Utara and Universitas Syiah Kuala. A. Sumadijaya and S. Rasnovi are thanked for their assistance in the field. The curators of herbaria A, ANDA, B, BM, BO, E, K, L, MICH, P, SING and U are thanked for facilitating access to specimens. This research was supported by the National Parks Board, Singapore. Two anonymous referees are thanked for their comments and improving the manuscript.

References

- Doorenbos, J., M.S.M. Sosef and J.J.F.E. de Wilde. 1998. The sections of *Begonia* including descriptions, keys and species lists (Studies in Begoniaceae VI). *Agricultural University Wageningen Papers* **98(2)**: 1-266.
- Hughes, M. and M. Pullan. 2007. Southeast Asian *Begonia* Database. Electronic publication accessible via: www.rbge.org.uk.
- Hughes, M. 2008a. *An annotated checklist of Southeast Asian Begonia*. Royal Botanic Garden Edinburgh, UK.
- Hughes, M. 2008b. Population genetic divergence corresponds with species level biodiversity patterns in the large genus *Begonia*. *Molecular Ecology* **17**: 2643-2651.
- Irmscher, E. 1953. Neue Begoniaceen von O. Beccari in Malesia gesammelt. *Webbia* **9**: 469-509.
- Kiew, R. 2005. *Begonias of Peninsular Malaysia*. Natural History Publications, Borneo.
- Laumonier, Y. 1997. *The Vegetation and Physiography of Sumatra*. Kluwer, Dordrecht.
- Sodhi, N.S., L.P. Koh, B.W. Brook and P.K.L. Ng. 2004. Southeast Asian biodiversity: an impending disaster. *Trends in Ecology and Evolution* **19**: 654-660.

ORIGINALITY REPORT

14%
SIMILARITY INDEX

14%
INTERNET SOURCES

0%
PUBLICATIONS

0%
STUDENT PAPERS

MATCH ALL SOURCES (ONLY SELECTED SOURCE PRINTED)

9%

★ www.europeanjournaloftaxonomy.eu

Internet Source

Exclude quotes On

Exclude bibliography On

Exclude matches < 3%